ABOUT US

Shenzhen Keshuo Motor Co., Ltd.

No. 17, Tianyang 1st Road, Dongfang Community, Songgang Street, Baoan District, Shenzhen City, Guangdong Province, China

+86 177 9645 2189

sales@szksdj.com

https://www.motormicro.com





Shenzhen Keshuo Motor Co., Ltd. was established in August 2009. We are a high-tech enterprise integrating R&D, production, and sales of micro motor series products.

Our main products include various DC motors, DC gear motors, planetary gear motors, coreless motors, micro stepper motors, stepper gear motors, brushless DC motors, and more. Our products are widely used in medical devices, medical testing and analysis equipment, financial security systems, 5G applications, automotive electronics, household appliances, smart communication devices, rainbow technology products, AI and intelligent control systems, smart home products, commercial smart locks, smart switches, medical care devices, fresh-keeping appliances, smart wearables, outdoor equipment, intelligent robots, power tools, beauty and personal care devices, and more.

The company is located in Shenzhen, Guangdong Province, China. Since its establishment, we have adhered to a people-oriented, enterprising, and continuously innovative spirit. After years of rapid development, we have built a dedicated and efficient team, advanced production equipment, efficient management, reliable quality, and excellent service. We continue to meet customers' growing needs for higher product quality, reduced energy consumption, more convenient production, and improved efficiency, earning recognition from more and more customers.



公司荣誉
COMPANY HONOR

荣誉代表着大众和客户对我们品牌或产品的认同、肯定，是品牌的影响力和信任度的来源之一，体现了企业的硬实力。

多年来我们重视产品的创新，视产品质量为生命
在我们不断努力下，获得了许多荣誉，
但我们不安此沾沾自喜
而是作为登上更高目标的阶梯

Honor represents the recognition and affirmation of our brand or products by the public and customers. It is one of the sources of brand influence and trust, and reflects the hard power of the company.
Over the years, we have attached importance to product innovation and regard product quality as our life.
Under our continuous efforts, Won many honors.
But we are not complacent about it
But as a ladder to a higher goal



拥抱梦想 扬帆起航
Embrace your dreams and set sail

让梦想指明人生的方向
让跳动的旋律吹起扬帆的号角

Let dreams point the way in life
Let the beating melody blow the horn of sail



生产设备
PRODUCTION EQUIPMENT



Finish Turning Machine
精车机



Balancing machine
平衡机



Automatic pressure-sensitive welding machine
自动压敏焊机



Automatic Welding Machine
自动焊线机



Tin-Soldering Machine
焊锡机



Automatic rotor machine
自动转子机



Magnet Bonding Machine
磁力粘合机



Automatic Bearing Press
自动压轴承机



Assembly machine
组装机



Automatic Winding Machine
自动绕线机



Automatic rotor machine
自动转子机



Automatic Pin Insertion Machine
自动插针机

T 检测设备 TEST EQUIPMENT



Oscilloscope
示波仪



Stepper Motor Test Power Supply
步进电机测试电源



Automatic Line Sequence Detector
线序检测仪



Magnetic Ring Detection Device
磁环检测装置



Hardness Tester
硬度计



Roughness Meter
表面粗糙度仪



Projector
投影仪



Profile Projector
轮廓投影仪



Pressure Measuring Instrument
压力测试仪



HL-VMS



C 合作伙伴 COMPANY PARTNER

Haier · GreatStar · keytronic · Wondfo 万孚 · WOER 沃尔核材

BLT 宝莱特 BIOLIGHT · EVERFOTON · JCTC · JL · BYD

IMEiK · Bruker · 九号机器人 · AOSMNSLAL · ORBEA

钉钉 · 雅迪 · 盈趣科技 · MDK Med · BECO 贝伽科技

MEDCAPTAIN · DELTA · KOAERL 康泰 · EZVALO · SD 圣诺

Alma 飞顿医疗激光公司 · Withings · GGEC · HEXAGON · AMIRO 灵光



Table of Contents

DC Motor Series

KFF-M20VA 12
GM10-M20VA 13
KFK-N20VA 14
GM12-N20VA 15
GM12-N20VA-EN 16
GM1024-N20VA 17
GM1812-N20VA 18
KFF-030PB 19
GM13-030PB 20
GM16-030PB 21
KFF-050SH 22
GM16-050SH 23
GM1812-050SH 24
KFF-130SH 25
GM28-130SH 26
KFK-180SH 27
GM28-180SH 28
GM28-180SH-EN 29
KFK-190SH/KFF-3805A 30
KFK-370SH 31
GM25-370SH 32
GMP24-370SH 33
GM3245-370SH 34
KFK-360/365SH 36
KFK-380/385SH 37
KFK-390/395SH 38
GMP28-366SH 39
KFK-3530SH 40
GM37-3530SH 41
GM37-520PB 42
KFK-550/555SH 43
GM37-555SH 44
GM5840-555SH 45
GMP36-555SH 46
KFK-775SH 47
GMP42-775SH 48
GMP16-1620 50
GMP16-1620-EN 51
GMP16-1620 52
KS-1020 53
GMP16-1020 54
KS-1215 55
GM12-1215 56
KS-1320 57
KS-1620 58
GMP16-1620 59
KS-1625 60
GMP16-1625 61
KS-1630 62
GMP16-1630 63
KS-1638 64
GMP16-1636 65

Extended Series ..... 66~70

KFF-M10VA
KFF-M10VA-Z
GMP10-N20
KFF-M20VA
KFF-N20VA-Z

GM12-N30-10D-7PPR
GM12-N20-6M-7PPR
GMP12-N20
GM1812-N20VA
GM1024-N20VA-with Guide Shaft

S2410-N30VA
KFF-030PB-Z
GMP20-130SH
GM3215-130SH
GM3615-170SH

GM25-370SH-EN
KFK-555SH-EN
GM37-555SH-EN
GMP42-775SH-EN

KFK-180SH-EN
KFK-190SH
KFK-310SH
KFK-320SH
KFK-350SH

Permanent Magnet Stapper Motor Series

06BY25 72
08BY25 72
GM10-08BYJ25 73
10BY25-1.5 74
10BY2533/42 75
10BY25L 75
GM12-10BYJ25 76
GM1024-10BYJ25 77
15BYJ25 78
15BY2577/66 79
15BY2545/53 80
GM12-15BYJ25 81
GM1812-15BYJ25 82
20BY25 83
20BY2532 84
20BY2545 84
20BY2568 85
GM20-20BYJ25 86
GMP20-20BYJ25 86
20BY25L 86
25BY21 87
25BY21L 87
GM25-25BYJ212 88
35BY21 89
35BY212 89
35BY212 89
GM37-35BY212 90
42BY212 90
42BY212-1 91
GM37-42BYJ212 91

Extended Series ..... 92~96

10BY25D
15BY25D
20BY25D

10BY25-M3
20BY25-M3
25BY26-M3
25BY26-EN
25BY26W
20BY26N

GM13-15BYJ25-EN
GM16-15BYJ25
GMP16-15BYJ25
GM1812-10BYJ25

GPM24-25BY26
GMP36-35BY212
GPM42-42BY212

Hybrid Stepper Motor Series

2-Phase Stepper Motor-28 Series-1.8°-NEMA11 98
2-Phase Stepper Motor-28 Series-1.8°-NEMA11 99
2-Phase Stepper Motor-28 Series-1.8°-NEMA11 100
2-Phase Stepper Motor-28 Series-1.8°-NEMA11 101
2-Phase Stepper Motor-28 Series-1.8°-NEMA11 102
2-Phase Stepper Motor-35 Series-1.8°-NEMA14 103
2-Phase Stepper Motor-35 Series-1.8°-NEMA14 104
2-Phase Stepper Motor-39 Series-1.8°-NEMA16 105
2-Phase Stepper Motor-39 Series-0.9°-NEMA16 106
2-Phase Stepper Motor-42 Series-1.8°-NEMA17 107
2-Phase Stepper Motor-42 Series-1.8°-NEMA17 108
2-Phase Stepper Motor-42 Series-1.8°-NEMA17 109
2-Phase Stepper Motor-42 Series-0.9°-NEMA17 110
2-Phase Stepper Motor-42 Series-1.8°-NEMA17 111
2-Phase Stepper Motor-42 Series-1.8°-NEMA17 112
2-Phase Stepper Motor-22 Series-1.8°-NEMA17 113
3-Phase Stepper Motor-57 Series-0.9°-NEMA23 114
3-Phase Stepper Motor-57 Series-1.8°-NEMA12 115
3-Phase Stepper Motor-42 Series-1.8°-NEMA25 116
3-Phase Stepper Motor-60 Series-1.8°-NEMA24 117
3-Phase Stepper Motor-86 Series-1.8°-NEMA34 118
2-Phase Stepper Motor-28 Series-1.8°-NEMA8 119
30 Optical Encoder 120
28 Stepper Motor with Encoder 121
42 Reflective Encoder 122
DN2502.2 2-Phase Digital Stepper Driver 123

Brushless Motor Series

ABJ2035 125
ABJ2035-20GP 126
ABJ2047 127
ABJ2047-20GP 128
ABK2245-22GP 129
ABL2418 130
ABL2430 131
ABL2430-24GP 132
ABJ2439-4632GF 133
ABL2838 134
ABL2838-28GP 135
ABL2847 136
ABL2847-28GP 137
ABJ3257 138
ABJ3257-32GP 139
ABL3630 140
ABL3630-36GP 141
ABL3650 142
ABL3650-36GP 143
ABL3657 144
ABL3657-36GP 145
ABJ4260 146
ABJ4260-42GP 147
ABL4260 148
ABL4260-42GP 149
ABJ4560 150
ABJ4560-45GP 151

Extended Series ..... 152~154

ABK1233
ABK1233-12GP
ABK1233-12GP-EB
ABK1620
ABK1620-16GP
ABK1630
ABK1630-16GP
ABK2220
ABK2220-22GP
ABK2235

ABK2235-22GP
ABK2245
ABJ2439
ABJ2439-24GP

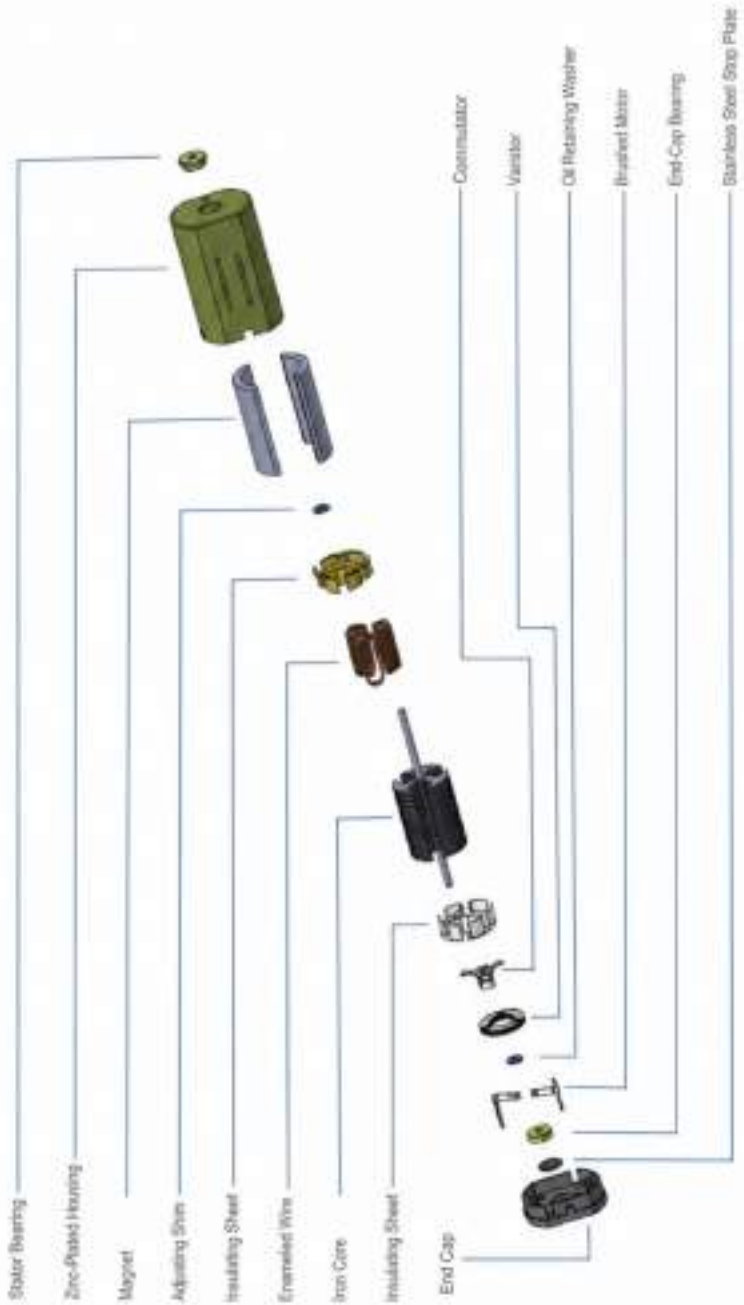

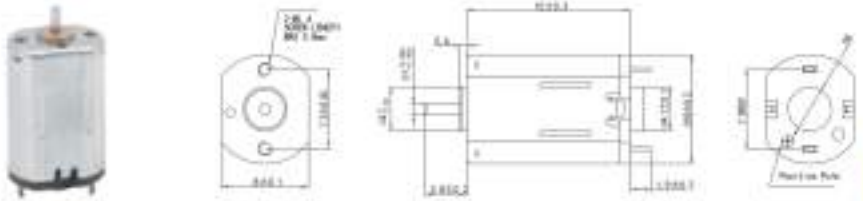

电机尺寸/Dimensional Drawing(mm)

电机技术参数/Motor Technical Data

电机型号 Model	电压 Voltage	空载 Nominal		空载 AT Maximum Efficiency			功率 Power	堵转 Stall	
		转速 Speed	电流 Current	转速 Speed	转矩 Torque	电流 Current	输出功率 Output Power	转矩 Torque	电流 Current
	VDC	r/min	mA	r/min	g.cm	mA	W	g.cm	A
KFF-M20-09158	3.7	16200	40	14300	1.0	92	0.34	7.7	0.44
KFF-M20-07206	6.0	19000	40	15000	2.0	136	0.82	8.6	0.45

Comment: The length of shaft and parameters can be customized according to customer requirements.

电机性能曲线/Motor Performance Curve









电机尺寸/Dimensional Drawing(mm)

电机技术参数/Motor Technical Data

电机型号	电压	空载 No-load		效能 AT Maximum Efficiency			功率 Power	堵转 Stall	
		转速	电流	转速	转矩	电流	输出功率	转矩	电流
	VDC	r/min	mA	r/min	g.cm	mA	W	g.cm	A
KFK-M20-09220	5.0	14800	30	12000	2.5	120	0.31	13.0	0.52
KFK-M20-05430	12.0	16000	15	12500	3.0	60	0.35	13.0	0.25

齿轮电机技术参数/Gear motor Technical Data

减速比	10	30	50	100	158	224	258
减速器长度	9	9	9	9	9	9	9
空载转速	1480	13	296	148	94	66	57
额定转速	1200	400	240	120	80	57	48
额定扭矩	0.015	0.05	0.07	0.15	0.22	0.31	0.37
堵转	0.08	0.23	0.4	0.8	1.1	1.5	1.6

减速比	10	30	50	100	158	224	258
减速器长度	9	9	9	9	9	9	9
空载转速	1600	533	320	160	101	71	62
额定转速	1100	400	250	125	83	60	50
额定扭矩	0.020	0.05	0.09	0.18	0.27	0.37	0.45
堵转	0.10	0.20	0.4	0.8	1.1	1.5	1.6

Comment: The length of shaft and parameters can be customized according to customer requirements.

电机性能曲线/Motor Performance Curve







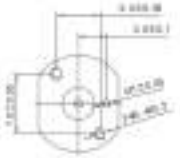

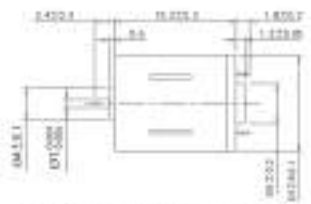



电机尺寸/Dimensional Drawing(mm)

电机技术参数/Motor Technical Data

电机型号	电压	空载 No-load		效能 AT Maximum Efficiency			功率 Power	堵转 Stall	
		转速	电流	转速	转矩	电流	输出功率	转矩	电流
	VDC	r/min	mA	r/min	g.cm	mA	W	g.cm	A
KFK-N20-08230	6.0	14200	90	12212	2.0	93	0.558	13	0.41
KFF-N20-05540	12.0	12500	11	10814	2.0	37	0.444	12	0.19

Comment: The length of shaft and parameters can be customized according to customer requirements.

电机性能曲线/Motor Performance Curve





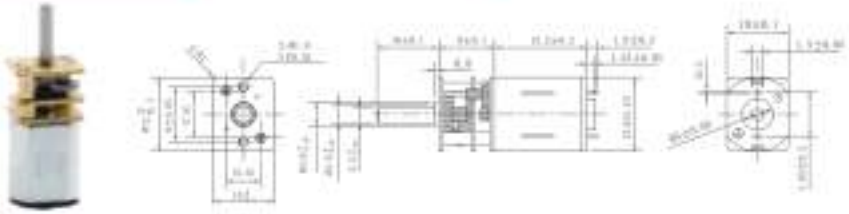

电机尺寸/Dimensional Drawing(mm)

电机技术参数/Motor Technical Data

电机型号 Model	电压 Voltage	空载 No-load		负载 At Maximum Efficiency			堵转 Power	堵转 Stall	
		转速 Speed	电流 Current	转速 Speed	转矩 Torque	电流 Current	输出功率 Output Power	转矩 Torque	电流 Current
	VDC	r/min	mA	r/min	g.cm	mA	W	g.cm	A
KFF-N20-052450	3.0	3400	15	2400	1	50	0.15	3.40	0.09
KFF-N20-06350	12.0	20000	28	15000	2	75	0.90	20.00	0.50

齿轮电机技术参数/Gear motor Technical Data

Gear Motor Technical Table (6412-N20-052450)

减速比 Reduction ratio	30	50	100	150	210	250	298	330	380
减速器长度 Length (mm)	9	9	9	9	9	9	9	9	9
空载转速 No-load speed (rpm)	113	68	34	23	16	14	11	10	9
额定转速 Rated speed (rpm)	80	48	24	16	11	10	8	7	6
额定转矩 Rated torque (kg.cm)	0.02	0.03	0.06	0.07	0.10	0.12	0.14	0.16	0.18
堵转 Stalling Torque (kg.cm)	0.07	0.10	0.20	0.25	0.35	0.42	0.50	0.56	0.64

Gear Motor Technical Data (6412-N20-06350)

减速比 Reduction ratio	30	50	100	150	210	250	298	330	380
减速器长度 Length (mm)	9	9	9	9	9	9	9	9	9
空载转速 No-load speed (rpm)	667	400	200	133	95	80	67	61	53
额定转速 Rated speed (rpm)	600	360	180	120	86	72	60	55	47
额定转矩 Rated Torque (kg.cm)	0.04	0.06	0.12	0.15	0.21	0.25	0.29	0.33	0.38
堵转 Stalling Torque (kg.cm)	0.42	0.60	1.20	1.50	2.10	2.50	2.98	3.30	3.80

Comment: The weight of shaft and parameters can be customized according to customer requirements.

电机性能曲线/Motor Performance Curve



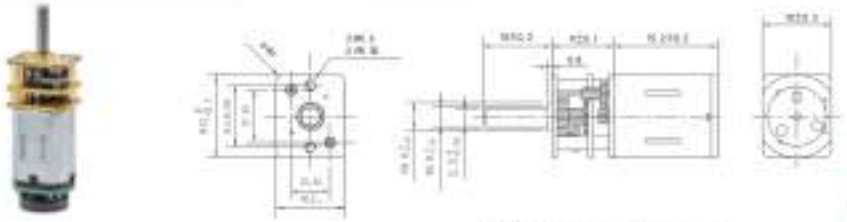

电机尺寸/Dimensional Drawing(mm)

电机技术参数/Motor Technical Data

电机型号 Model	电压 Voltage	空载 No-load		负载 At Maximum Efficiency			堵转 Power	堵转 Stall	
		转速 Speed	电流 Current	转速 Speed	转矩 Torque	电流 Current	输出功率 Output Power	转矩 Torque	电流 Current
	VDC	r/min	mA	r/min	g.cm	mA	W	g.cm	A
KFF-N20-10138	3.7	15000	78	12300	2	200	0.74	11.11	0.82
KFF-N20-052390	6.0	7900	30	5700	2	75	0.45	7.18	0.18

齿轮电机技术参数/Gear motor Technical Data

Gear Motor Technical Table (6412-N20-10138)

减速比 Reduction ratio	30	50	100	150	210	250	298	330	380
减速器长度 Length (mm)	9	9	9	9	9	9	9	9	9
空载转速 No-load speed (rpm)	500	300	150	100	71	60	50	45	39
额定转速 Rated speed (rpm)	410	248	123	82	59	49	41	37	32
额定转矩 Rated torque (kg.cm)	0.042	0.060	0.120	0.150	0.210	0.250	0.298	0.330	0.380
堵转 Stalling Torque (kg.cm)	0.233	0.333	0.667	0.833	1.167	1.389	1.656	1.833	2.111

Gear Motor Technical Data (6412-N20-052390)

减速比 Reduction ratio	30	50	100	150	210	250	298	330	380
减速器长度 Length (mm)	9	9	9	9	9	9	9	9	9
空载转速 No-load speed (rpm)	263	158	79	53	38	32	27	24	21
额定转速 Rated speed (rpm)	190	114	57	38	27	23	19	17	15
额定转矩 Rated torque (kg.cm)	0.042	0.060	0.120	0.150	0.210	0.250	0.298	0.330	0.380
堵转 Stalling Torque (kg.cm)	0.151	0.215	0.431	0.539	0.754	0.898	1.070	1.185	1.365

Comment: The weight of shaft and parameters can be customized according to customer requirements.

编码器性能参数/Encoder performance parameters

★ 概述

N20_KH-A 霍尔编码器是一款高精度磁编码器，磁编码器包含一个磁环和集成电路两部分组成，磁环套在电机轴上，与电机转轴同步旋转，集成电路检测磁环旋转时的磁场变化，将旋转角度转换为电信号输出。

★ 电气属性

参数	符号	测试条件	Min	Typ	Max	单位
电源电压	Vcc	1<<T.2(max)	2.5	5	24	V
电源电流	ICC	VCC=3.0~24V	-	6	10	mA
内置上拉电阻	RPU	-	5	10	15	KΩ
频率	F		20	-	-	KHZ
开漏漏电流	ICA	输出引脚	-	-	5.0	μA
工作环境温度	TA		-40~105			℃

(环境温度 25℃)

■ 编号图与实物（仅供连接时参考）



■ 编码器尺寸



■ 波形示意图



■ 接线





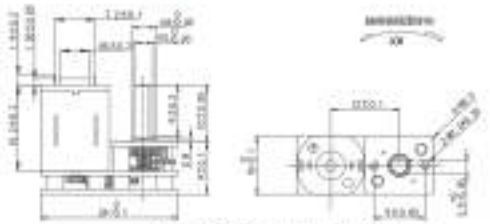

电机尺寸/Dimensional Drawing(mm)

电机技术参数/Motor Technical Data

电机型号	电压	空载 No-load		效率 At Maximum Efficiency			功率 Power	堵转 Stall	
		转速 Speed	电流 Current	转速 Speed	转矩 Torque	电流 Current	输出功率 Output Power	转矩 Torque	电流 Current
	VDC	r/min	mA	r/min	g.cm	mA	W	g.cm	A
KFF-N20-06Z155	6.0	22500	70	20000	2	175	1.05	18.00	1.10
KFF-N20-05540	12.0	12500	15	10800	2	55	0.66	13.16	0.20

齿轮电机技术参数/Gear motor Technical Data

减速比 Reduction ratio	10	30	50	100	150	218	250	298	360
减速器长度 Length (mm)	9	9	9	9	9	9	9	9	9
空载转速 No-load speed (rpm)	2250	750	450	225	150	103	90	76	64
额定转速 Rated speed (rpm)	2000	667	400	200	133	92	80	67	57
额定转矩 Rated torque (kg.cm)	0.01	0.03	0.06	0.12	0.12	0.17	0.20	0.23	0.28
堵转 Stalling Torque (kg.cm)	0.14	0.32	0.54	1.08	1.08	1.57	1.80	2.14	2.52

减速比 Reduction ratio	10	30	50	100	168	210	250	296	380
减速器长度 Length (mm)	9	9	9	9	9	9	9	9	9
空载转速 No-load speed (rpm)	1250	417	250	125	74	60	50	42	33
额定转速 Rated speed (rpm)	1000	333	212	106	63	50	42	36	28
额定转矩 Rated torque (kg.cm)	0.01	0.03	0.06	0.12	0.13	0.16	0.20	0.23	0.30
堵转 Stalling Torque (kg.cm)	0.10	0.23	0.39	0.78	0.88	1.10	1.31	1.56	2.00

Comment: The length of shaft and parameters can be customized according to customer requirements.

电机性能曲线/Motor Performance Curve







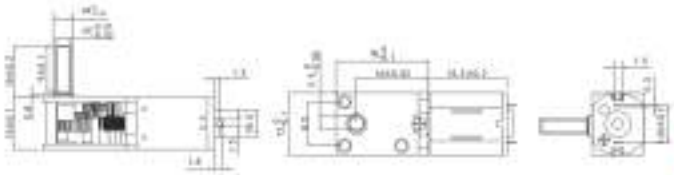

电机尺寸/Dimensional Drawing(mm)

电机技术参数/Motor Technical Data

电机型号	电压	空载 No-load		效率 At Maximum Efficiency			功率 Power	堵转 Stall	
		转速 Speed	电流 Current	转速 Speed	转矩 Torque	电流 Current	输出功率 Output Power	转矩 Torque	电流 Current
	VDC	r/min	mA	r/min	g.cm	mA	W	g.cm	A
KFF-N20-11153	3.0	11200	65	9600	2	150	0.45	14.00	0.75
KFF-N20-06Z290	12.0	23000	45	20800	2	100	1.20	20.91	0.58

齿轮电机技术参数/Gear motor Technical Data

减速比 Reduction ratio	42	80	106	121	156	230	302	346	453
减速器长度 Length (mm)	10	10	10	10	10	10	10	10	10
空载转速 No-load speed (rpm)	267	140	107	93	71	49	37	32	25
额定转速 Rated speed (rpm)	229	120	91	79	61	42	32	28	21
额定转矩 Rated torque (kg.cm)	0.05	0.09	0.12	0.14	0.19	0.23	0.30	0.34	0.45
堵转 Stalling Torque (kg.cm)	0.35	0.67	0.88	1.01	1.32	1.61	2.11	2.42	3.17

减速比 Reduction ratio	42	80	106	121	156	230	302	346	453
减速器长度 Length (mm)	10	10	10	10	10	10	10	10	10
空载转速 No-load speed (rpm)	548	288	219	190	146	100	76	66	51
额定转速 Rated speed (rpm)	495	260	198	172	132	90	69	60	46
额定转矩 Rated torque (kg.cm)	0.05	0.09	0.12	0.14	0.19	0.23	0.30	0.34	0.45
堵转 Stalling Torque (kg.cm)	0.52	1.00	1.31	1.51	1.98	2.40	3.15	3.61	4.73

Comment: The length of shaft and parameters can be customized according to customer requirements.

电机性能曲线/Motor Performance Curve







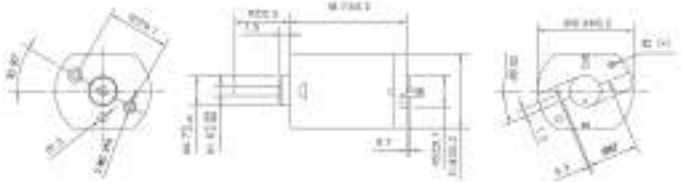

电机尺寸/Dimensional Drawing(mm)

电机技术参数/Motor Technical Data

电机型号 Model	电压 Voltage	空载 No-load		最高 At Maximum Efficiency			功率 Power	堵转 Stall	
		转速 Speed	电流 Current	转速 Speed	转矩 Torque	电流 Current	输出功率 Output Power	转矩 Torque	电流 Current
	VDC	r/min	mA	r/min	g.cm	mA	W	g.cm	A
KFF-030PB-06315	3.0	3400	22	1600	5.0	100	0.3	9.4	0.14
KFF-030PK-07380	12.0	12500	25	10400	5.0	84	1.01	30.6	0.36

Comment: The length of shaft and parameters can be customized according to customer requirements.

电机性能曲线/Motor Performance Curve









电机尺寸/Dimensional Drawing(mm)

电机技术参数/Motor Technical Data

电机型号 Model	电压 Voltage	空载 No-load		最高 At Maximum Efficiency			功率 Power	堵转 Stall	
		转速 Speed	电流 Current	转速 Speed	转矩 Torque	电流 Current	输出功率 Output Power	转矩 Torque	电流 Current
	VDC	r/min	mA	r/min	g.cm	mA	W	g.cm	A
KFF-030PB-06315	3.0	3400	22	1605	5.0	97	0.29	9.5	0.14
KFF-030PB-09230	12.0	20500	47	17600	5.0	151	1.81	35.3	0.74

齿轮电机技术参数/Gear motor Technical Data

*Gear Motor Technical Data-06315-030PB-06315

减速比 Reduction ratio	20	52	85	115	170	215	250	297	380
减速器长度 Length (mm)	11	11	11	11	11	11	11	11	11
空载转速 No-load speed (rpm)	170	65	40	29	20	16	14	11	9
额定转速 Rated speed (rpm)	80	31	19	14	9	7	6	5	4
额定转矩 Rated torque (kg.cm)	0.07	0.15	0.25	0.29	0.42	0.53	0.62	0.74	0.90
堵转 Stalling Torque (kg.cm)	0.13	0.29	0.48	0.55	0.80	1.01	1.18	1.40	1.70

*Gear Motor Technical Data-09315-030PB-09315

减速比 Reduction ratio	20	52	85	115	170	215	250	297	380
减速器长度 Length (mm)	11	11	11	11	11	11	11	11	11
空载转速 No-load speed (rpm)	1025	394	241	174	121	96	82	69	57
额定转速 Rated speed (rpm)	680	338	207	149	104	82	70	59	49
额定转矩 Rated torque (kg.cm)	0.07	0.15	0.25	0.29	0.42	0.53	0.62	0.74	0.90
堵转 Stalling Torque (kg.cm)	0.49	1.10	1.80	2.08	3.00	3.80	4.41	5.24	6.36

Comment: The length of shaft and parameters can be customized according to customer requirements.

电机性能曲线/Motor Performance Curve







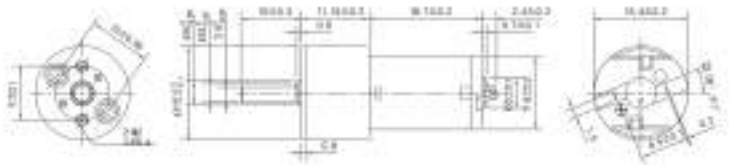

电机尺寸/Dimensional Drawing(mm)

电机技术参数/Motor Technical Data

电机型号 Model	电压 Voltage	空载 No-load		负载 At Maximum Efficiency			堵转 Stall		
		转速 Speed	电流 Current	转速 Speed	转矩 Torque	电流 Current	输出功率 Output Power	转矩 Torque	电流 Current
	VDC	r/min	mA	r/min	g.cm	mA	W	g.cm	A
KFF-030PB-11155	3.0	7500	46	6650	2	106	0.32	15.88	0.51
KFF-030PB-05700	24.0	13500	20	11100	5	53	1.27	25.31	0.19

齿轮电机技术参数/Gear motor Technical Data

减速比 Reduction ratio	20	52	85	115	170	215	250	297	380
减速器长度 Length (mm)	11	11	11	11	11	11	11	11	11
空载转速 No-load speed (rpm)	370	144	88	64	44	35	30	25	21
额定转速 Rated speed (rpm)	333	128	78	56	39	31	27	22	18
额定转矩 Rated torque (kg.cm)	0.02	0.06	0.10	0.11	0.17	0.21	0.25	0.29	0.36
堵转 Stalling Torque (kg.cm)	0.22	0.49	0.81	0.93	1.35	1.70	1.98	2.35	2.85

减速比 Reduction ratio	20	52	85	115	170	215	250	297	380
减速器长度 Length (mm)	11	11	11	11	11	11	11	11	11
空载转速 No-load speed (rpm)	670	260	159	114	79	63	54	45	38
额定转速 Rated speed (rpm)	555	213	131	94	65	52	44	37	31
额定转矩 Rated torque (kg.cm)	0.07	0.15	0.25	0.29	0.42	0.53	0.62	0.74	0.90
堵转 Stalling Torque (kg.cm)	0.35	0.79	1.29	1.49	2.15	2.72	3.16	3.75	4.55

Comment: The length of shaft and parameters can be customized according to customer requirements.

电机性能曲线/Motor Performance Curve







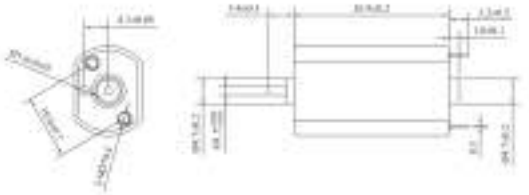

电机尺寸/Dimensional Drawing(mm)

电机技术参数/Motor Technical Data

电机型号 Model	电压 Voltage	空载 No-load		负载 At Maximum Efficiency			堵转 Stall		
		转速 Speed	电流 Current	转速 Speed	转矩 Torque	电流 Current	输出功率 Output Power	转矩 Torque	电流 Current
	VDC	r/min	mA	r/min	g.cm	mA	W	g.cm	A
KFF-050SH-11155	3.0	4000	38	3100	5.0	120	0.38	21.8	0.35
KFF-050SH-1766	6.0	20000	140	18000	5.0	360	2.16	45.0	3.40

Comment: The length of shaft and parameters can be customized according to customer requirements.

电机性能曲线/Motor Performance Curve







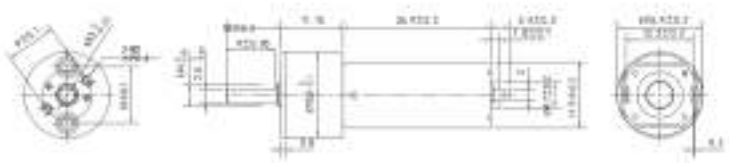

电机尺寸/Dimensional Drawing(mm)

电机技术参数/Motor Technical Data

电机型号 Model	电压 Voltage	空载 No-load		效率 At Maximum Efficiency			功率 Power	堵转 Stall	
		转速 Speed	电流 Current	转速 Speed	转矩 Torque	电流 Current	输出功率 Output Power	转矩 Torque	电流 Current
	VDC	r/min	mA	r/min	g.cm	mA	W	g.cm	A
KFF-050SH-1496	3	6500	68	5500	5	198	0.59	32.5	0.83
KFF-050SH-12130	12	20400	80	19400	5	175	2.1	102	1.91

齿轮电机技术参数/Gear motor Technical Data

减速比 Reduction ratio	20	52	85	116	170	215	250	297	360
减速器长度 Length (mm)	11	11	11	11	11	11	11	11	11
空载转速 No-load speed (r/m)	325	125	76	55	38	30	26	22	18
额定转速 Rated speed (r/m)	275	106	65	47	32	26	22	19	15
额定转矩 Rated torque (kg.cm)	0.07	0.15	0.25	0.29	0.42	0.53	0.62	0.74	0.90
堵转 Stalling Torque (kg.cm)	0.45	1.01	1.65	1.91	2.76	3.49	4.06	4.82	5.85

减速比 Reduction ratio	20	52	85	116	170	215	250	297	360
减速器长度 Length (mm)	11	11	11	11	11	11	11	11	11
空载转速 No-load speed (r/m)	1020	392	240	173	120	95	82	69	57
额定转速 Rated speed (r/m)	970	373	228	164	114	90	78	63	54
额定转矩 Rated torque (kg.cm)	0.07	0.15	0.25	0.29	0.42	0.53	0.62	0.74	0.90
堵转 Stalling Torque (kg.cm)	1.42	3.18	5.20	6.01	8.67	10.96	12.75	15.14	18.36

Comment: The length of shaft and parameters can be customized according to customer requirements.

电机性能曲线/Motor Performance Curve







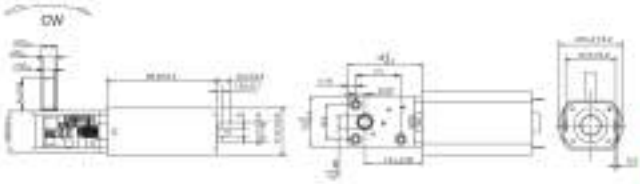

电机尺寸/Dimensional Drawing(mm)

电机技术参数/Motor Technical Data

电机型号 Model	电压 Voltage	空载 No-load		效率 At Maximum Efficiency			功率 Power	堵转 Stall	
		转速 Speed	电流 Current	转速 Speed	转矩 Torque	电流 Current	输出功率 Output Power	转矩 Torque	电流 Current
	VDC	r/min	mA	r/min	g.cm	mA	W	g.cm	A
KFF-050SH-11155	6.0	8180	44	7180	5.0	125	0.75	40.9	0.748
KFF-050SH-11170	12.0	16700	65	15450	5.0	142	1.70	66.8	1.021

齿轮电机技术参数/Gear motor Technical Data

减速比 Reduction ratio	16	42	80	115	231	302	604	1030
空载转速 No-load speed (r/m)	444	190	100	70	35	26	13	8
额定转速 Rated speed (r/m)	345	143	75	50	24	20	10	6
额定转矩 Rated torque (kg.cm)	134.00	352.00	470.00	705.00	1410.00	1812.00	3618.00	6180.0
堵转 Stalling Torque (kg.cm)	38.00	76.00	140.0	210.0	420.0	544.0	1085.0	1854

减速比 Reduction ratio	16	42	80	115	231	302	604	1030
空载转速 No-load speed (r/m)	689	381	200	139	69	53	26	16
额定转速 Rated speed (r/m)	780	333	175	117	58	46	23	14.0
额定转矩 Rated torque (kg.cm)	230.00	504.00	950.00	1416.00	2830.00	3624.00	7230.00	12360.00
堵转 Stalling Torque (kg.cm)	66.00	151.00	250.0	425.0	850.0	1087.0	2170.0	3708

Comment: The length of shaft and parameters can be customized according to customer requirements.

电机性能曲线/Motor Performance Curve









电机尺寸/Dimensional Drawing(mm)

电机技术参数/Motor Technical Data

电机型号 Model	电压 Voltage	空载 No-load		高效 AT Maximum Efficiency			功率 Power	堵转 Stall	
		转速 Speed	电流 Current	转速 Speed	转矩 Torque	电流 Current	输出功率 Output Power	转矩 Torque	电流 Current
	VDC	r/min	mA	r/min	g.cm	mA	W	g.cm	A
KFK-130SH-18130	6.0	10500	210	8500	20.0	810	3.66	95	2.31
KFK-130SH-18135	12.0	22000	168	18900	20.0	585	7.02	128	3.04

Comment: The length of shaft and parameters can be customized according to customer requirements.

电机性能曲线/Motor Performance Curve







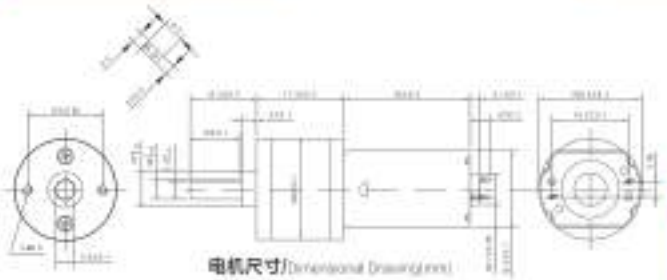

电机尺寸/Dimensional Drawing(mm)

电机技术参数/Motor Technical Data

电机型号 Model	电压 Voltage	空载 No-load		高效 AT Maximum Efficiency			功率 Power	堵转 Stall	
		转速 Speed	电流 Current	转速 Speed	转矩 Torque	电流 Current	输出功率 Output Power	转矩 Torque	电流 Current
	VDC	r/min	mA	r/min	g.cm	mA	W	g.cm	A
KFF-130SH-17119	3.0	6100	98	5650	20	570	1.71	49.80	1.19
KFF-130SH-11285	14.0	12000	44	9700	20	225	3.15	104.35	0.96

齿轮电机技术参数/Gear motor Technical Data

减速比 Reduction ratio	62.6	78	100	125	156	195	250	312	390
减速器长度 Length (mm)	17.3	17.3	18.8	18.8	18.8	18.8	20.3	20.3	20.3
空载转速 No-load speed (rpm)	98	78	61	49	39	31	24	20	16
额定转速 Rated speed (rpm)	58	47	37	29	23	19	15	12	9
额定转矩 Rated torque (kg.cm)	0.62	0.78	0.80	1.00	1.24	1.56	1.50	1.87	2.34
堵转 Stalling Torque (kg.cm)	1.55	1.94	1.99	2.49	3.10	3.88	3.73	4.66	5.82

减速比 Reduction ratio	62.6	78	100	125	156	195	250	312	390
减速器长度 Length (mm)	17.3	17.3	18.8	18.8	18.8	18.8	20.3	20.3	20.3
空载转速 No-load speed (rpm)	192	154	120	96	77	62	48	38	31
额定转速 Rated speed (rpm)	155	124	97	78	62	50	39	31	25
额定转矩 Rated torque (kg.cm)	0.62	0.78	0.80	1.00	1.24	1.56	1.50	1.87	2.34
堵转 Stalling Torque (kg.cm)	3.26	4.07	4.17	5.21	6.51	8.13	7.82	9.76	12.20

Comment: The length of shaft and parameters can be customized according to customer requirements.

电机性能曲线/Motor Performance Curve







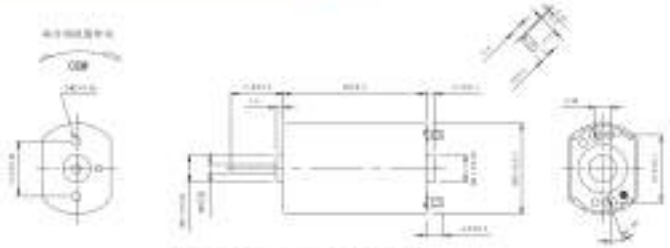

电机尺寸/Dimensional Drawing(mm)

电机技术参数/Motor Technical Data

电机型号 Model	电压 Voltage	空载 No-load		负载 At Maximum Efficiency			功率 Power	堵转 Stall	
		转速 Speed	电流 Current	转速 Speed	转矩 Torque	电流 Current	输出功率 Output Power	转矩 Torque	电流 Current
	VDC	r/min	mA	r/min	g.cm	mA	W	g.cm	A
KFF-180SH-14110	3.7	5200	60	3500	20.0	380	1.33	55	0.93
KFK-180SH-2090	12.0	20150	194	18650	20.0	549	6.59	242	4.80

Comment: The length of shaft and parameters can be customized according to customer requirements.

电机性能曲线/Motor Performance Curve





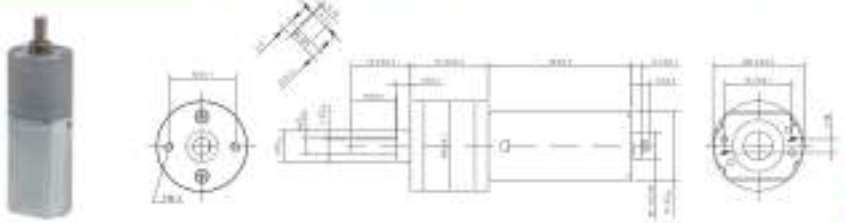

电机尺寸/Dimensional Drawing(mm)

电机技术参数/Motor Technical Data

电机型号 Model	电压 Voltage	空载 No-load		负载 At Maximum Efficiency			功率 Power	堵转 Stall	
		转速 Speed	电流 Current	转速 Speed	转矩 Torque	电流 Current	输出功率 Output Power	转矩 Torque	电流 Current
	VDC	r/min	mA	r/min	g.cm	mA	W	g.cm	A
KFF-180SH-2375	3.0	6100	106	4750	20	669	1.707	90.37	2.08
KFF-180SH-10390	24.0	9600	24	8300	20	112	2.69	147.69	0.66

齿轮电机技术参数/Gear motor Technical Data

减速比 Reduction ratio	62.5	76	100	125	156	195	250	312	380
减速器长度 Length (mm)	17.3	17.3	18.8	18.8	18.8	18.8	20.3	20.3	20.3
空载转速 No-load speed (rpm)	96	79	61	49	39	31	24	20	16
额定转速 Rated speed (rpm)	78	61	48	38	30	24	19	15	12
额定转矩 Rated torque (kg.cm)	0.62	0.78	0.80	1.00	1.24	1.56	1.50	1.87	2.34
堵转 Stalling Torque (kg.cm)	2.82	3.52	3.61	4.51	5.63	7.04	6.77	8.45	10.57

减速比 Reduction ratio	62.5	76	100	125	156	195	250	312	380
减速器长度 Length (mm)	17.3	17.3	18.8	18.8	18.8	18.8	20	20	20
空载转速 No-load speed (rpm)	154	123	98	77	62	49	38	31	25
额定转速 Rated speed (rpm)	133	106	83	66	53	43	33	27	21
额定转矩 Rated torque (kg.cm)	0.62	0.78	0.80	1.00	1.24	1.56	1.50	1.87	2.34
堵转 Stalling Torque (kg.cm)	4.01	5.76	5.90	7.38	9.21	11.52	11.07	13.83	17.28

Comment: The length of shaft and parameters can be customized according to customer requirements.

电机性能曲线/Motor Performance Curve







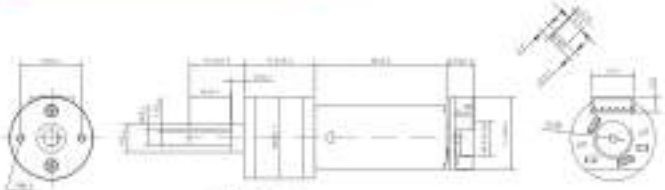

电机尺寸/Dimensional Drawing(mm)

电机技术参数/Motor Technical Data

电机型号 Model	电压 Voltage	空载 No-load		最佳 At Maximum Efficiency			功率 Power	堵转 Stall	
		转速 Speed	电流 Current	转速 Speed	转矩 Torque	电流 Current	输出功率 Output Power	转矩 Torque	电流 Current
	VDC	r/min	mA	r/min	g.cm	mA	W	g.cm	A
KFK-180SH-18125	12.0	15000	156	13400	20	442	5.304	168.75	4.10
KFK-180SH-13230	24.0	15000	95	14000	20	236	5.88	270.00	1.78

齿轮电机技术参数/Gear motor Technical Data

Gear motor Technical Data-(KKD-180SH-2213)

减速比 Reduction ratio	62.5	78	100	125	156	195	250	312	390
减速器长度 Length (mm)	17.3	17.3	18.8	18.8	18.8	18.8	20.3	20.3	20.3
空载转速 No-load speed (rpm)	240	192	150	120	96	77	60	48	38
额定转速 Rated speed (rpm)	214	172	134	107	86	69	54	43	34
额定转矩 Rated torque (kg.cm)	0.62	0.78	0.80	1.00	1.24	1.56	1.50	1.87	2.34
堵转 Stalling Torque (kg.cm)	5.27	6.58	6.75	8.43	10.53	13.16	12.65	15.79	19.74

Gear motor Technical Data-(KKD-180SH-1230)

减速比 Reduction ratio	62.5	78	100	125	156	195	250	312	390
减速器长度 Length (mm)	17.3	17.3	18.8	18.8	18.8	18.8	20	20	20
空载转速 No-load speed (rpm)	240	192	150	120	96	77	60	48	38
额定转速 Rated speed (rpm)	224	179	140	112	90	72	56	45	36
额定转矩 Rated torque (kg.cm)	0.62	0.78	0.80	1.00	1.24	1.56	1.50	1.87	2.34
堵转 Stalling Torque (kg.cm)	8.43	10.53	10.80	13.50	16.84	21.06	20.25	25.27	31.59

Comment: The length of shaft and parameters can be customized according to customer requirements.

编码器性能参数/Encoder performance parameters

※ 概 述

YG是一款结构简单精度较高的测速元件，根据码盘的一个圆柱体或者平板面的反射率不同，当光电元件接收到反射光时，将会输出脉冲信号，通过脉冲的个数来确定转速。

※ 电气属性

项目	符号	测试条件	Min	Typ	Max	单位
电源电压	Vcc	Ta=25(max)	3.5	5.0	24	V
电源电流	Icc	VCC=3~24V	-	28	45	mA
输出高电平电压	Voh		-	—	28	V
频率	F		-	10	-	KHZ
负载驱动能力	IO	Output H or L	-	—	6.0	mA
工作环境温度	Ta		-30~85			℃

(具体以实物为准)

※ 线序图与实物（以右边编码器为参考）



1.电机负极-Motor 4.编码器电源-GND
2.电机正极-Motor 5.编码器输出-OUT A
3.编码器电源-VCC 6.编码器输出-OUT B
（注意：编码器线序不定按实际，请根据客户对应接线！）

※ 编码器尺寸



※ 波形示意图

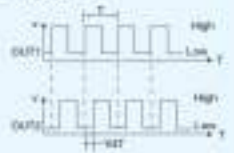



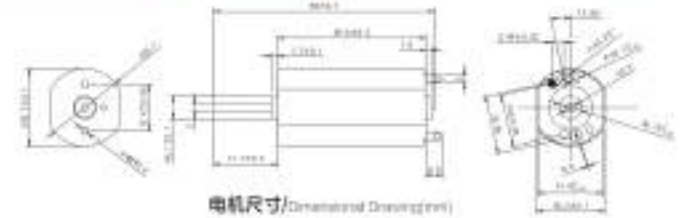

电机尺寸/Dimensional Drawing(mm)



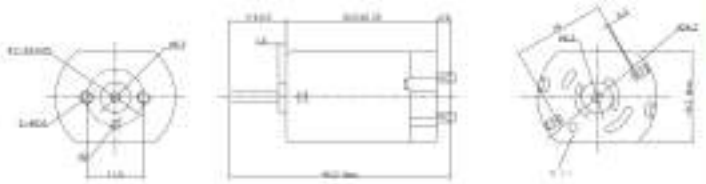

电机尺寸/Dimensional Drawing(mm)

电机技术参数/Motor Technical Data

电机型号 Model	电压 Voltage	空载 No-load		最佳 At Maximum Efficiency			功率 Power	堵转 Stall	
		转速 Speed	电流 Current	转速 Speed	转矩 Torque	电流 Current	输出功率 Output Power	转矩 Torque	电流 Current
	VDC	r/min	mA	r/min	g.cm	mA	W	g.cm	A
KFK-190SH-2283	12.0	15700	170	14600	20.0	457	5.46	257	6.10
KFK-280SA-18185	12.0	10300	61	9400	20.0	244	2.93	208	2.05

Comment: The length of shaft and parameters can be customized according to customer requirements.

电机性能曲线/Motor Performance Curve





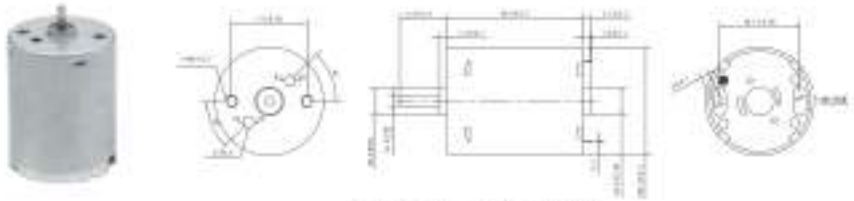

电机尺寸/Dimensional Drawing(mm)

电机技术参数/Motor Technical Data

电机型号 Model	电压 Voltage	空载 No-load		点载 AT Maximum Efficiency			功率 Power	堵转 Stall	
		转速 Speed	电流 Current	转速 Speed	转矩 Torque	电流 Current	输出功率 Output Power	转矩 Torque	电流 Current
	VDC	r/min	mA	r/min	g.cm	mA	W	g.cm	A
KRF-370C-24118	5.0	8600	70	5800	20.0	365	1.625	149	3.30
KRK-370SH-2690	12.0	16000	190	15100	20.0	570	6.84	320	10.50

Comment: The length of shaft and parameters can be customized according to customer requirements.

电机性能曲线/Motor Performance Curve





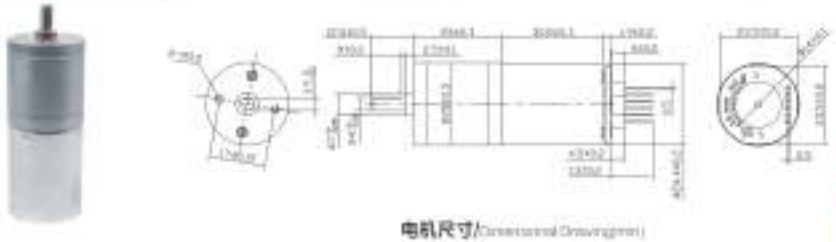

电机尺寸/Dimensional Drawing(mm)

电机技术参数/Motor Technical Data

电机型号 Model	电压 Voltage	空载 No-load		点载 AT Maximum Efficiency			功率 Power	堵转 Stall	
		转速 Speed	电流 Current	转速 Speed	转矩 Torque	电流 Current	输出功率 Output Power	转矩 Torque	电流 Current
	VDC	r/min	mA	r/min	g.cm	mA	W	g.cm	A
KRK-370SH-24118	5.0	8650	55	5800	20	351	1.755	156.47	2.30
KRK-370SH-11220	24.0	13600	61	12400	20	192	4.61	226.67	1.50

齿轮电机技术参数/Gear motor Technical Data

减速比 Reduction ratio	35.5	50	76	103	130	172	226	286	376
减速器长度 Length (mm)	21	23	23	23	25	25	25	27	27
空载转速 No-load speed (rpm)	187	113	85	65	51	39	29	23	18
额定转速 Rated speed (rpm)	163	98	74	56	45	34	26	20	15
额定转矩 Rated torque (kg.cm)	0.35	0.47	0.62	0.82	0.78	1.03	1.35	1.14	1.51
堵转 Stalling Torque (kg.cm)	2.77	3.69	4.88	6.44	6.10	8.07	10.60	8.95	11.82

减速比 Reduction ratio	35.5	50	76	103	130	172	226	286	376
减速器长度 Length (mm)	21	23	23	23	25	25	25	27	27
空载转速 No-load speed (rpm)	383	231	174	132	105	79	60	46	36
额定转速 Rated speed (rpm)	349	210	159	120	96	72	55	43	33
额定转矩 Rated torque (kg.cm)	0.35	0.47	0.62	0.82	0.78	1.03	1.35	1.14	1.51
堵转 Stalling Torque (kg.cm)	4.02	5.34	7.07	9.33	8.84	11.69	15.36	12.96	17.13

Comment: The length of shaft and parameters can be customized according to customer requirements.

电机性能曲线/Motor Performance Curve







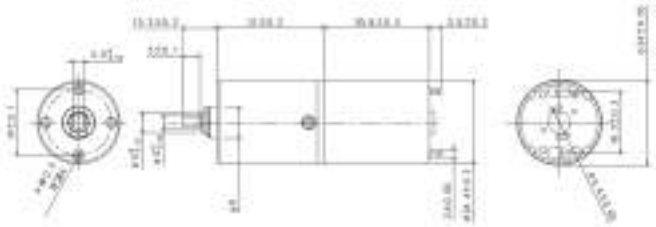

电机尺寸/Dimensional Drawing(mm)

电机技术参数/Motor Technical Data

电机型号 Model	电压 Voltage	空载 No-load		最佳 At Maximum Efficiency			功率 Power	堵转 Stall	
		转速 Speed	电流 Current	转速 Speed	转矩 Torque	电流 Current	输出功率 Output Power	转矩 Torque	电流 Current
	VDC	r/min	mA	r/min	g.cm	mA	W	g.cm	A
KRK-370SH-22135	12.0	10700	120	10200	20	340	4.08	428.00	4.830
KRK-370SH-11220	24.0	13600	61	12400	20	192	4.61	226.67	1.550

齿轮电机技术参数/Gear motor Technical Data

减速比 Reduction ratio	5	25	64	100	125	256	320	400	500	625
减速器长度 Length (mm)	19.5	25.3	31	31	31	36.7	36.7	36.7	36.7	36.7
空载转速 No-load speed (rpm)	2140	428	167	107	86	42	33	27	21	17
额定转速 Rated speed (rpm)	2040	408	159	102	82	40	32	26	20	16
额定转矩 Rated torque (kg.cm)	0.090	0.400	0.896	1.400	1.750	3.072	3.840	4.800	6.000	7.500
堵转 Stalling Torque (kg.cm)	1.926	8.560	19.174	29.960	37.450	65.741	82.176	102.720	128.400	160.500

减速比 Reduction ratio	5	25	64	100	125	256	320	400	500	625
减速器长度 Length (mm)	19.5	25.3	31	31	31	36.7	36.7	36.7	36.7	36.7
空载转速 No-load speed (rpm)	2720	544	212	136	109	53	43	34	27	22
额定转速 Rated speed (rpm)	2480	496	194	124	99	48	39	31	25	20
额定转矩 Rated torque (kg.cm)	0.070	0.400	0.896	1.400	1.750	3.072	3.840	4.800	6.000	7.500
堵转 Stalling Torque (kg.cm)	1.020	4.533	10.155	15.867	19.833	34.816	43.520	54.400	68.000	85.000

Comment: The length of shaft and parameters can be customized according to customer requirements

电机性能曲线/Motor Performance Curve







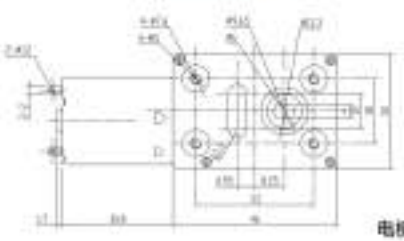

电机尺寸/Dimensional Drawing(mm)

电机技术参数/Motor Technical Data

电机型号 Model	电压 Voltage	空载 No-load		最佳 At Maximum Efficiency			功率 Power	堵转 Stall	
		转速 Speed	电流 Current	转速 Speed	转矩 Torque	电流 Current	输出功率 Output Power	转矩 Torque	电流 Current
	VDC	r/min	mA	r/min	g.cm	mA	W	g.cm	A
KRK-370-18260	12.0	7900	50	6820	32.7	320	3.84	240.0	2.00
KRK-370-10800	24.0	5100	15	4310	26.3	82	1.97	170.0	0.45

齿轮电机技术参数/Gear motor Technical Data

减速比 Reduction ratio	37.3	150	250	324	600	972	1700	2500
减速器长度 Length (mm)	46	46	46	46	46	46	46	46
空载转速 No-load speed (rpm)	211.8	52.8	31.8	24.4	13.2	8.1	4.7	2.7
额定转速 Rated speed (rpm)	182.8	45.4	27.3	21.1	11.4	7.0	4.0	2.5
额定转矩 Rated torque (kg.cm)	0.73	2.9	4.9	6.4	10.0	10.0	10.0	10.0
堵转 Stalling Torque (kg.cm)	5.97	15	15	15	15	15	15	15

减速比 Reduction ratio	37.3	150	250	324	600	972	1700	2500
减速器长度 Length (mm)	46	46	46	46	46	46	46	46
空载转速 No-load speed (rpm)	158.7	34.0	20.4	15.7	8.5	5.3	3.0	2.0
额定转速 Rated speed (rpm)	115.6	29.0	17.2	13.3	7.0	4.4	2.5	2.0
额定转矩 Rated torque (kg.cm)	0.59	2.73	3.86	5.11	8.47	10.00	10.00	10.00
堵转 Stalling Torque (kg.cm)	3.9	15	15	15	15	15	15	15

Comment: The length of shaft and parameters can be customized according to customer requirements

电机性能曲线/Motor Performance Curve







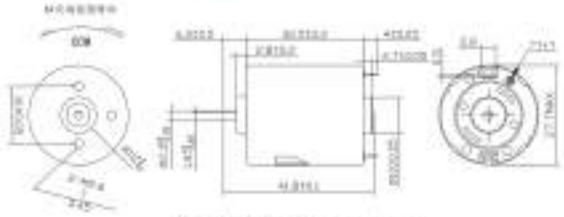

电机尺寸/Dimensional Drawing(mm)

电机技术参数/Motor Technical Data

电机型号 Model	电压 Voltage	空载 No-load		最佳 AT Maximum Efficiency			功率 Power	堵转 Stall	
		转速 Speed	电流 Current	转速 Speed	转矩 Torque	电流 Current	输出功率 Output Power	转矩 Torque	电流 Current
	VDC	r/min	mA	r/min	g.cm	mA	W	g.cm	A
KRK-360SH-18140	12.0	11300	154	10003	40.0	548	6.55	370.0	4.10
KRK-365SH-18116	24.0	14500	120	13400	40.0	390	8.36	475	4.01

Comment: The length of shaft and parameters can be customized according to customer requirements.

电机性能曲线/Motor Performance Curve







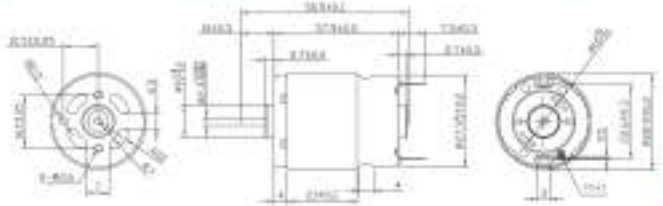

电机尺寸/Dimensional Drawing(mm)

电机技术参数/Motor Technical Data

电机型号 Model	电压 Voltage	空载 No-load		最佳 AT Maximum Efficiency			功率 Power	堵转 Stall	
		转速 Speed	电流 Current	转速 Speed	转矩 Torque	电流 Current	输出功率 Output Power	转矩 Torque	电流 Current
	VDC	r/min	mA	r/min	g.cm	mA	W	g.cm	A
KRK-380-18235	12.0	4500	76	4020	40.0	230	2.80	420.0	1.85
KRK-385SH-18100	24.0	10900	110	10000	40.0	300	7.20	636	4.00

Comment: The length of shaft and parameters can be customized according to customer requirements.

电机性能曲线/Motor Performance Curve







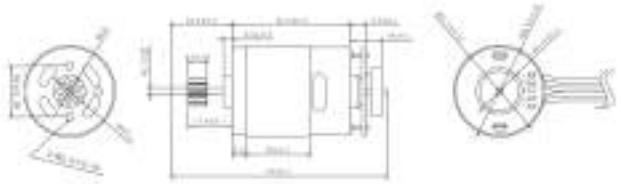

电机尺寸/Dimensional Drawing(mm)

电机技术参数/Motor Technical Data

电机型号 Model	电压 Voltage	额载 Nominal		高效 AT Maximum Efficiency			功率 Power	堵转 Stall	
		转速 Speed	电流 Current	转速 Speed	转矩 Torque	电流 Current	输出功率 Output Power	转矩 Torque	电流 Current
	VDC	r/min	mA	r/min	g.cm	mA	W	g.cm	A
KRK-385SA-2266	12.0	8650	0.127	7720	50.0	0.50	5.0	560	4.40
KRK-385SH-19110	24.0	10900	0.089	10025	60.0	0.37	8.86	900	4.23

Comment: The length of shaft and parameters can be customized according to customer requirements.

电机性能曲线/Motor Performance Curve





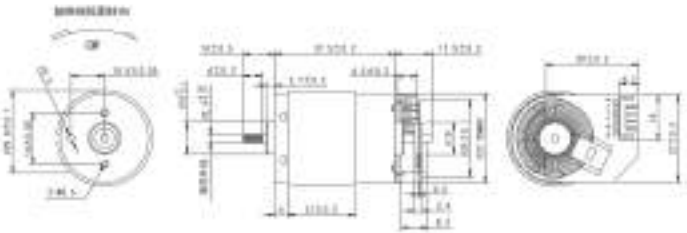

电机尺寸/Dimensional Drawing(mm)



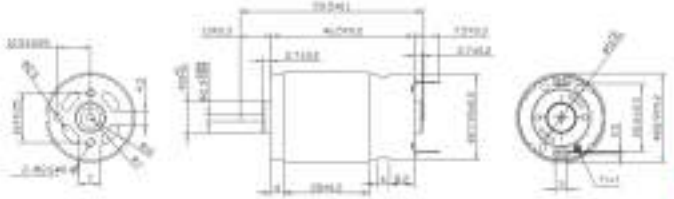

电机尺寸/Dimensional Drawing(mm)

电机技术参数/Motor Technical Data

电机型号 Model	电压 Voltage	额载 Nominal		高效 AT Maximum Efficiency			功率 Power	堵转 Stall	
		转速 Speed	电流 Current	转速 Speed	转矩 Torque	电流 Current	输出功率 Output Power	转矩 Torque	电流 Current
	VDC	r/min	mA	r/min	g.cm	mA	W	g.cm	A
KRK-390-2691	12.0	9600	164	8782	50.0	562	6.74	800.0	6.70
KRK-395SH-2363	24.0	12600	135	12000	50.0	390	9.35	845	7.50

Comment: The length of shaft and parameters can be customized according to customer requirements.

电机性能曲线/Motor Performance Curve







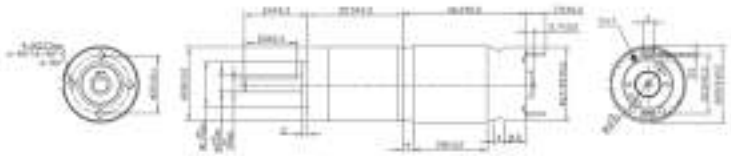

电机尺寸/Dimensional Drawing(mm)

电机技术参数/Motor Technical Data

电机型号 Model	电压 Voltage	空载 No-load		负载 At Maximum Efficiency			功率 Power	堵转 Stall	
		转速 Speed	电流 Current	转速 Speed	转矩 Torque	电流 Current	输出功率 Output Power	转矩 Torque	电流 Current
	VDC	r/min	mA	r/min	g.cm	mA	W	g.cm	A
KRK-395SH-1093	12.0	4350	66	3350	100	425	5.1	392	1.720
KRK-395SH-2353	24.0	12600	135	12000	50	390	6.36	945.00	7.500

齿轮电机技术参数/Gear motor Technical Data

Gear Motor Technical Data (GMP28-395SH-1093)

减速比 Reduction ratio	5.2	19.2	27	71	100	139	187.5	263	370	520	731
减速器长度 Length (mm)	27.3	35.4	35.4	43.5	43.5	43.5	54.6	54.6	54.6	54.6	54.6
空载转速 No-load speed (rpm)	837	227	161	61	44	31	23	17	12	8	6.0
额定转速 Rated speed (rpm)	644	174	124	47	34	24	18	13	9	6	4.6
额定转矩 Rated torque (kg.cm)	0.41	1.34	1.89	4.26	6.00	8.34	9.37	13.15	18.50	26.00	36.55
堵转 Stalling Torque (kg.cm)	1.62	5.26	7.39	16.67	23.49	32.66	36.70	51.48	72.42	101.79	143.09

Gear Motor Technical Data (GMP28-395SH-2353)

减速比 Reduction ratio	5.2	19.2	27	71	100	139	187.5	263	370	520	731
减速器长度 Length (mm)	27.3	35.4	35.4	43.5	43.5	43.5	54.6	54.6	54.6	54.6	54.6
空载转速 No-load speed (rpm)	2423	656	467	177	126	91	67	48	34	24	17
额定转速 Rated speed (rpm)	2308	625	444	169	120	86	64	46	32	23	16
额定转矩 Rated torque (kg.cm)	0.20	0.67	0.94	2.13	3.00	4.17	4.68	6.57	9.25	13.00	18.27
堵转 Stalling Torque (kg.cm)	3.93	12.70	17.89	40.25	56.70	78.81	88.59	124.26	174.82	245.70	345.39

Comment: The length of shaft and parameters can be customized according to customer requirements.

电机性能曲线/Motor Performance Curve







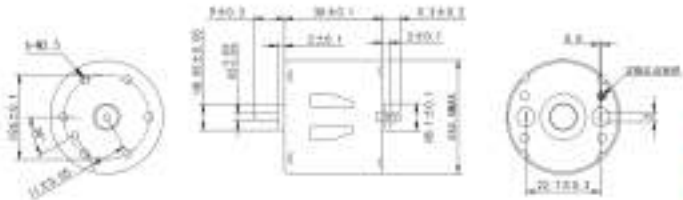

电机尺寸/Dimensional Drawing(mm)

电机技术参数/Motor Technical Data

电机型号 Model	电压 Voltage	空载 No-load		负载 At Maximum Efficiency			功率 Power	堵转 Stall	
		转速 Speed	电流 Current	转速 Speed	转矩 Torque	电流 Current	输出功率 Output Power	转矩 Torque	电流 Current
	VDC	r/min	mA	r/min	g.cm	mA	W	g.cm	A
KFF-3530PM-1240	12.0	4000	35	3300	40.0	180	1.4	220	1.0
KFF-3530PM-2460	24.0	6000	20	5300	50.0	180	3.1	400	1.3

Comment: The length of shaft and parameters can be customized according to customer requirements.

电机性能曲线/Motor Performance Curve





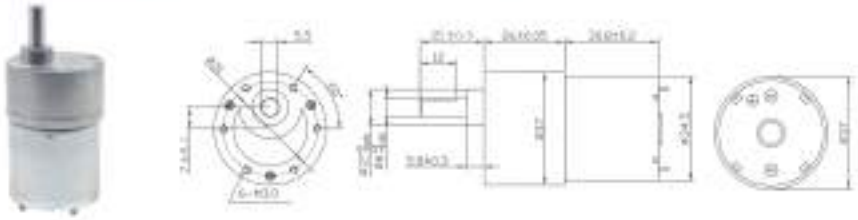

电机尺寸/Dimensional Drawing(mm)

电机技术参数/Motor Technical Data

电机型号 Model	电压 Voltage	空载 No-load		最高 At Maximum Efficiency			输出 Power	堵转 Stall	
		转速 Speed	电流 Current	转速 Speed	转矩 Torque	电流 Current	输出功率 Output Power	转矩 Torque	电流 Current
	VDC	r/min	mA	r/min	g.cm	mA	W	g.cm	A
KRK-3530SH-1240	12.0	4000	35	3300	40.0	180	2.16	228.57	1.00
KRK-3530SH-2460	24.0	6000	20	5300	50.0	180	4.32	428.57	1.30

齿轮电机技术参数/Gear motor Technical Data

减速比 Reduction ratio	10	30	50	102	150	210	306	450	506	630	810
减速器长度 Length (mm)	17.5	21	23.5	28	28	28	28.5	28.5	28.5	28.5	28.5
空载转速 No-load speed (rpm)	400	133	80	39	27	19	13	9	8	6	4.9
额定转速 Rated speed (rpm)	330	110	66	32	22	16	11	7	7	5	4.1
额定转矩 Rated torque (kg.cm)	0.32	0.94	1.20	2.04	3.00	4.20	4.90	7.20	8.10	10.08	12.96
堵转 Stalling Torque (kg.cm)	1.83	4.80	6.86	11.66	15.00	15.00	15.00	15.00	15.00	15.00	15.00

减速比 Reduction ratio	10	30	50	102	150	210	306	450	506	630	810
减速器长度 Length (mm)	17.5	21	23.5	28	28	28	28.5	28.5	28.5	28.5	28.5
空载转速 No-load speed (rpm)	600	200	120	59	40	29	20	13	12	10	7
额定转速 Rated speed (rpm)	530	177	106	52	35	25	17	12	10	8	7
额定转矩 Rated torque (kg.cm)	0.40	1.05	1.50	2.04	3.75	5.25	6.12	9.00	10.12	12.60	16.20
堵转 Stalling Torque (kg.cm)	3.43	9.00	12.86	15.00	15.00	15.00	15.00	15.00	15.00	15.00	15.00

Comment: The length of shaft and parameters can be customized according to customer requirements.

电机性能曲线/Motor Performance Curve





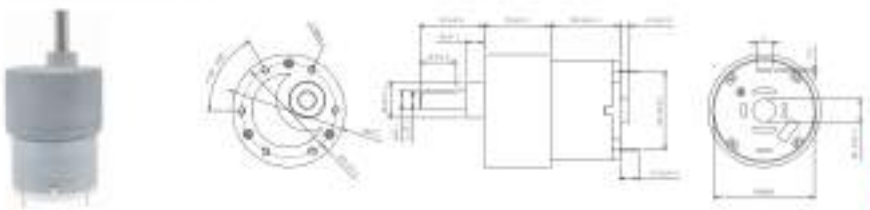

电机尺寸/Dimensional Drawing(mm)

电机技术参数/Motor Technical Data

电机型号 Model	电压 Voltage	空载 No-load		最高 At Maximum Efficiency			输出 Power	堵转 Stall	
		转速 Speed	电流 Current	转速 Speed	转矩 Torque	电流 Current	输出功率 Output Power	转矩 Torque	电流 Current
	VDC	r/min	mA	r/min	g.cm	mA	W	g.cm	A
KRK-520PB-11390	6.0	4900	87	4264	20.0	278	1.68	180	1.80
KRK-520PB-16367	12.0	6400	57	5148	40.0	291	3.49	220	1.51

齿轮电机技术参数/Gear motor Technical Data

减速比 Reduction ratio	10	30	50	102	150	210	306	450	506	630	810
减速器长度 Length (mm)	17.5	21	23.5	28	28	28	28.5	28.5	28.5	28.5	28.5
空载转速 No-load speed (rpm)	490	163	98	48	33	23	16	11	10	8	6.0
额定转速 Rated speed (rpm)	426	142	85	42	28	20	14	9	8	7	5.3
额定转矩 Rated torque (kg.cm)	0.16	0.42	0.60	1.02	1.50	2.10	2.45	3.60	4.05	5.04	6.48
堵转 Stalling Torque (kg.cm)	1.44	3.78	5.40	9.18	13.50	15.00	15.00	15.00	15.00	15.00	15.00

减速比 Reduction ratio	10	30	50	102	150	210	306	450	506	630	810
减速器长度 Length (mm)	17.5	21	23.5	28	28	28	28.5	28.5	28.5	28.5	28.5
空载转速 No-load speed (rpm)	640	213	128	63	43	30	21	14	13	10	8
额定转速 Rated speed (rpm)	515	172	103	50	34	25	17	11	10	8	6
额定转矩 Rated torque (kg.cm)	0.32	0.84	1.20	1.63	3.00	4.20	4.90	7.20	8.10	10.08	12.96
堵转 Stalling Torque (kg.cm)	1.76	4.62	6.60	8.98	15.00	15.00	15.00	15.00	15.00	15.00	15.00

Comment: The length of shaft and parameters can be customized according to customer requirements.

电机性能曲线/Motor Performance Curve







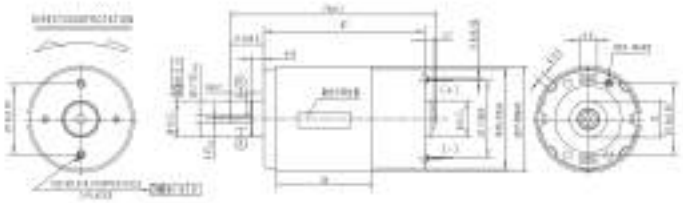

电机尺寸/Dimensional Drawing(mm)

电机技术参数/Motor Technical Data

电机型号 Model	电压 Voltage	空载 No-load		负载 AT Maximum Efficiency			功率 Power	堵转 Stall	
		转速 Speed	电流 Current	转速 Speed	转矩 Torque	电流 Current	输出功率 Output Power	转矩 Torque	电流 Current
	VDC	r/min	mA	r/min	g.cm	mA	W	g.cm	A
KRK-550SH-75L	18.0	20800	1140	19500	200.0	3680	66.24	2697	35.60
KRK-555SH-72L	22.2	6630	170	6300	100.0	470	10.434	1805	6.80

Comment: The length of shaft and parameters can be customized according to customer requirements.

电机性能曲线/Motor Performance Curve







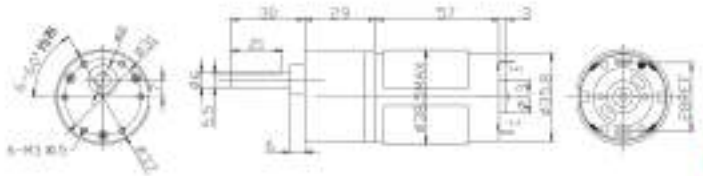

电机尺寸/Dimensional Drawing(mm)

电机技术参数/Motor Technical Data

电机型号 Model	电压 Voltage	空载 No-load		负载 AT Maximum Efficiency			功率 Power	堵转 Stall	
		转速 Speed	电流 Current	转速 Speed	转矩 Torque	电流 Current	输出功率 Output Power	转矩 Torque	电流 Current
	VDC	r/min	mA	r/min	g.cm	mA	W	g.cm	A
KRK-555SH-1250	12.0	5000	250	4300	200.0	1400	8.80	1430.0	8.50
KRK-555SH-2440	24.0	4000	150	3200	200.0	800	6.60	1000.0	3.50

齿轮电机技术参数/Gear motor Technical Data

*Gear Motor Technical Data (GM37-555SH-1250)

减速比 Reduction rate	6	10	19	30	56	90	169	270	506
空载转速 No-load speed (rpm)	800	480	250	160	85	53	28	18	10
额定转速 Rated speed (rpm)	700	430	225	145	77	48	26	16	9
额定转矩 Rated torque (kg.cm)	1.0	1.8	2.7	4.2	6.7	8.0	8.0	8.0	8.0

*Gear Motor Technical Data (GM37-555SH-2440)

减速比 Reduction rate	6	10	19	30	56	90	169	270	506
空载转速 No-load speed (rpm)	600	380	200	120	65	45	24	15	8
额定转速 Rated speed (rpm)	520	320	165	105	56	36	21	14	7
额定转矩 Rated torque (kg.cm)	1.0	1.8	2.7	4.2	6.7	8.0	8.0	8.0	8.0

Comment: The length of shaft and parameters can be customized according to customer requirements.

电机性能曲线/Motor Performance Curve





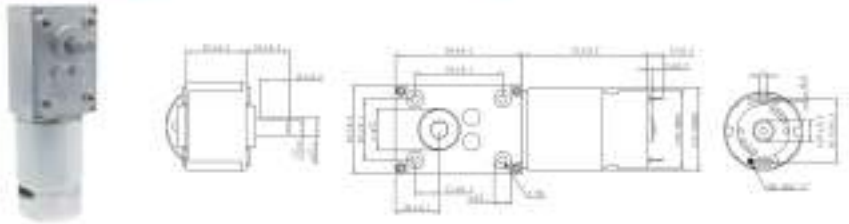

电机尺寸/Dimensional Drawing(mm)

电机技术参数/Motor Technical Data

电机型号 Model	电压 Voltage	空载 No-load		效率 AT Maximum Efficiency			功率 Power	堵转 Stall	
		转速 Speed	电流 Current	转速 Speed	转矩 Torque	电流 Current	输出功率 Output Power	转矩 Torque	电流 Current
	VDC	r/min	mA	r/min	g.cm	mA	W	g.cm	A
KRK-555SH-1250	12.0	5000	250	4300	200.0	1400	8.8	1430	8.5
KRK-555SH-2440	24.0	4000	150	3200	200.0	800	6.6	1000	3.5

齿轮电机技术参数/Gear motor Technical Data

减速比 Reduction ratio	81	136	207	251	405	621	
空载转速 No-load speed (rpm)	60	35	24	20	12	8	
额定转速 Rated speed (rpm)	50	32	20	16	11	7	
额定转矩 Rated torque (kg.cm)	10	10	10	10	10	10	

减速比 Reduction ratio	81	136	207	251	405	621	
空载转速 No-load speed (rpm)	47	28	19	16	10	8	
额定转速 Rated speed (rpm)	40	24	16	13	9	6	
额定转矩 Rated torque (kg.cm)	10	10	10	10	10	10	

Comment: The length of shaft and gearmotors can be customized according to customer requirements.

电机性能曲线/Motor Performance Curve





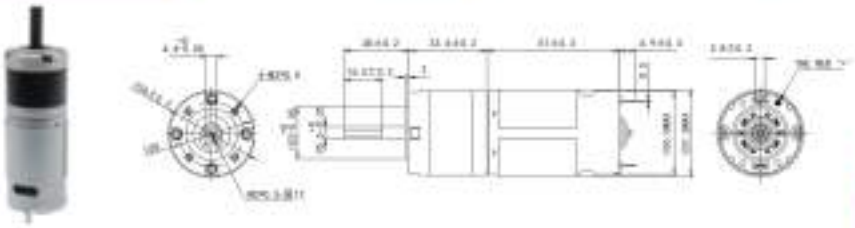

电机尺寸/Dimensional Drawing(mm)

电机技术参数/Motor Technical Data

电机型号 Model	电压 Voltage	空载 No-load		效率 AT Maximum Efficiency			功率 Power	堵转 Stall	
		转速 Speed	电流 Current	转速 Speed	转矩 Torque	电流 Current	输出功率 Output Power	转矩 Torque	电流 Current
	VDC	r/min	mA	r/min	g.cm	mA	W	g.cm	A
KRK-555SH-1250	12.0	5000	250	4300	200.0	1700	9.00	1640.0	12.60
KRK-555SH-2440	24.0	4000	150	3200	200.0	700	6.40	1000.0	2.70

齿轮电机技术参数/Gear motor Technical Data

减速比 Reduction ratio	4	19	51	100	139	189	264	369	516
空载转速 No-load speed (rpm)	1200	250	85	48	35	25	19	13	10
额定转速 Rated speed (rpm)	1100	230	85	45	31	23	16	12	9
额定转矩 Rated torque (kg.cm)	0.6	3.0	6.0	12.0	15.0	21.0	26.0	30.0	30.0

减速比 Reduction ratio	4	19	51	100	139	189	264	369	516
空载转速 No-load speed (rpm)	990	200	8	38	28	21	15	10	8
额定转速 Rated speed (rpm)	750	150	60	30	21	16	13	9	7
额定转矩 Rated torque (kg.cm)	0.6	3.0	6.0	12.0	15.0	21.0	26.0	30.0	30.0

Comment: The length of shaft and gearmotors can be customized according to customer requirements.

电机性能曲线/Motor Performance Curve





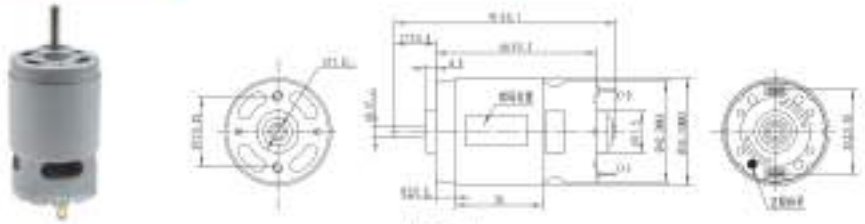

电机尺寸/Dimensional Drawing(mm)

电机技术参数/Motor Technical Data

电机型号 Model	电压 Voltage	启动电压 Start voltage	空载 No-load		启动转矩 Starting torque	堵转 Stall	
			转速 Speed	电流 Current		转矩 Torque	电流 Current
	VDC	V	r/min	mA	g.cm	g.cm	A
KRK-775SH	12.0	1.1	8681	1.21	3592	7956	3.80
KRK-775SH	24.0	1.3	2952	0.10	1406	2322	0.60

Comment: The length of shaft and parameters can be customized according to customer requirements.

电机性能曲线/Motor Performance Curve





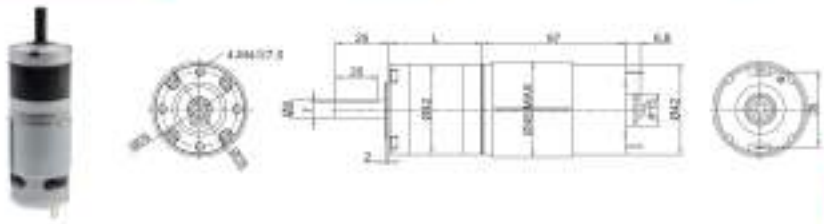

电机尺寸/Dimensional Drawing(mm)

电机技术参数/Motor Technical Data

电机型号 Model	电压 Voltage	空载 No-load		满载 At Maximum Efficiency			功率 Power	堵转 Stall	
		转速 Speed	电流 Current	转速 Speed	转矩 Torque	电流 Current	输出功率 Output Power	转矩 Torque	电流 Current
	VDC	r/min	mA	r/min	g.cm	mA	W	g.cm	A
KRK-775SH-1248	12.0	4600	600	3470	900.0	4400	82	3600	16.0
KRK-775SH-2460	24.0	6000	300	4500	900.0	2200	40	3600	7.5

齿轮电机技术参数/Gear motor Technical Data

*Gear Motor Technical Data KMP42-775SH-1248

减速比 Reduction ratio	4	19	51	100	139	189	264	369	516
空载转速 No-load speed (rpm)	1100	220	85	44	32	24	17	12	9
额定转速 Rated speed (rpm)	870	186	70	35	25	19	14	11	8
额定转矩 Rated torque (kg.cm)	2.8	13.0	26.0	50.0	60.0	60.0	60.0	60.0	60.0

*Gear Motor Technical Data KMP42-775SH-2460

减速比 Reduction ratio	4	19	51	100	139	189	264	369	516
空载转速 No-load speed (rpm)	1400	295	110	58	42	32	23	16	12
额定转速 Rated speed (rpm)	1130	235	90	45	32	24	18	14	11
额定转矩 Rated torque (kg.cm)	2.8	13.0	26.0	50.0	60.0	60.0	60.0	60.0	60.0

Comment: The length of shaft and parameters can be customized according to customer requirements.

电机性能曲线/Motor Performance Curve









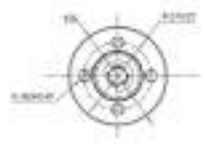



电机尺寸/Dimensional Drawing(mm)

电机技术参数/Motor Technical Data

电机型号 Model	电压 Voltage	空载 Normal		负载 At Maximum Efficiency			输出 Power	堵转 Stall	
		转速 Speed	电流 Current	转速 Speed	转矩 Torque	电流 Current	输出功率 Output Power	转矩 Torque	电流 Current
	VDC	r/min	mA	r/min	g.cm	mA	W	g.cm	A
1620-1238-25.1L	6.0	9900	26	8300	10	210	1.26	60.0	1.165
1620-0970-25.1L	12.0	10000	18	9400	5	65	0.78	75.0	0.750
1620-07Z99-25.1L	12.0	7000	7	6350	3	38	0.46	56.0	0.413

齿轮电机技术参数/Gearmotor Technical Data

*Gearbox with motor GMP16-1620-1238-25.1L-6.0V

减速比 Reduction ratio	4	16	53	84	157	231	284	380	561	850	1014
减速器长度 Length (mm)	16.35	20	23.75	23.75	23.75	27.4	27.4	27.4	27.4	27.4	31.05
空载转速 No-load speed (rpm)	2475	619	187	118	63	43	35	25	18	12	9.8
额定转速 Rated speed (rpm)	2075	519	157	99	53	36	29	21	15	10	8.2
额定扭力 Kg.cm	0.80	1.20	1.60	1.60	1.60	2.00	2.00	2.00	2.00	2.00	2.40
瞬间扭力 Kg.cm	2.40	3.60	4.80	4.80	4.80	6.00	6.00	6.00	6.00	6.00	7.20

*Gearbox with motor GMP16-1620-0970-25.1L-12.0V

减速比 Reduction ratio	4	16	53	84	157	231	284	380	561	850	1014
减速器长度 Length (mm)	16.35	20	23.75	23.75	23.75	27.4	27.4	27	27	27	31
空载转速 No-load speed (rpm)	2500	625	189	119	64	43	35	26	18	12	10
额定转速 Rated speed (rpm)	2350	588	177	112	60	41	33	24	17	11	9
额定扭力 Kg.cm	0.80	1.20	1.60	1.60	1.60	2.00	2.00	2.00	2.00	2.00	2.40
瞬间扭力 Kg.cm	2.40	3.60	4.80	4.80	4.80	6.00	6.00	6.00	6.00	6.00	7.20

*Gearbox with motor GMP16-1620-07Z99-25.1L-12.0V

减速比 Reduction ratio	4	16	53	84	157	231	284	380	561	850	1014
减速器长度 Length (mm)	16.35	20	23.75	23.75	23.75	27.4	27.4	27.4	27.4	27.4	31.05
空载转速 No-load speed (rpm)	1750	438	132	83	45	30	25	18	12	8	7
额定转速 Rated speed (rpm)	1568	397	120	76	40	27	22	16	11	7	6
额定扭力 Kg.cm	0.80	1.20	1.60	1.60	1.60	2.00	2.00	2.00	2.00	2.00	2.40
瞬间扭力 Kg.cm	2.40	3.60	4.80	4.80	4.80	6.00	6.00	6.00	6.00	6.00	7.20

Comment: The length of shaft and gearbox can be customized according to customer requirements.

电机性能曲线
Motor Performance Curve









电机尺寸/Dimensional Drawing(mm)

电机技术参数/Motor Technical Data

电机型号 Model	电压 Voltage	空载 No-load		负载 At Maximum Efficiency			输出 Power	堵转 Stall	
		转速 Speed	电流 Current	转速 Speed	转矩 Torque	电流 Current	输出功率 Output Power	转矩 Torque	电流 Current
	VDC	r/min	mA	r/min	g.cm	mA	W	g.cm	A
1620-1238-25.1L	6.0	9900	26	8300	10	210	1.26	60.0	1.165
1620-0970-25.1L	12.0	10000	18	9400	5	65	0.78	75.0	0.750
1620-07Z99-25.1L	12.0	7000	7	6350	5	38	0.46	56.0	0.413

齿轮电机技术参数/Gear motor Technical Data

减速比 Reduction ratio	4	16	53	84	157	231	284	380	561	850	1014
减速器长 Length (mm)	16.35	20	23.75	23.75	23.75	27.4	27.4	27.4	27.4	27.4	31.05
空载转速 No-load speed (rpm)	2475	619	187	118	63	43	35	26	18	12	9.8
额定转速 Rated speed (rpm)	2075	519	157	99	53	36	29	21	15	10	8.2
额定扭力 (kg.cm)	0.8	1.2	1.6	1.6	1.6	2.0	2.0	2.0	2.0	2.0	2.4
瞬间扭力 (kg.cm)	2.4	3.6	4.8	4.8	4.8	6.0	6.0	6.0	6.0	6.0	7.2

减速比 Reduction ratio	4	16	53	84	157	231	284	380	561	850	1014
减速器长 Length (mm)	16.35	20	23.75	23.75	23.75	27.4	27.4	27	27	27	31
空载转速 No-load speed (rpm)	2500	625	189	119	64	43	35	26	18	12	10
额定转速 Rated speed (rpm)	2350	588	177	112	60	41	33	24	17	11	9
额定扭力 (kg.cm)	0.8	1.2	1.6	1.6	1.6	2.0	2.0	2.0	2.0	2.0	2.4
瞬间扭力 (kg.cm)	2.4	3.6	4.8	4.8	4.8	6.0	6.0	6.0	6.0	6.0	7.2

减速比 Reduction ratio	4	16	53	84	157	231	284	380	561	850	1014
减速器长 Length (mm)	16.35	20	23.75	23.75	23.75	27.4	27.4	27.4	27.4	27.4	31.05
空载转速 No-load speed (rpm)	1750	438	132	83	45	30	25	18	12	8	7
额定转速 Rated speed (rpm)	1588	397	120	76	40	27	22	16	11	7	6
额定扭力 (kg.cm)	0.8	1.2	1.6	1.6	1.6	2	2	2	2	2	2.4
瞬间扭力 (kg.cm)	2.4	3.6	4.8	4.8	4.8	6.0	6.0	6.0	6.0	6.0	7.2

Comment: The length of shaft and parameters can be customized according to customer requirements.

电机性能曲线
Motor Performance Curve





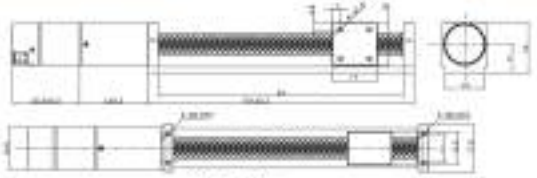

电机尺寸/Dimensional Drawing(mm)

电机技术参数/Motor Technical Data

电机型号 Model	电压 Voltage	空载 No-load		负载 At Maximum Efficiency			输出 Power	堵转 Stall	
		转速 Speed	电流 Current	转速 Speed	转矩 Torque	电流 Current	输出功率 Output Power	转矩 Torque	电流 Current
	VDC	r/min	mA	r/min	g.cm	mA	W	g.cm	A
1620-1238-25.1L	6.0	9900	26	8300	10	210	1.26	60.0	1.165
1620-0970-25.1L	12.0	10000	18	9400	5	65	0.78	75.0	0.750
1620-07Z99-25.1L	12.0	7000	7	6350	5	38	0.46	56.0	0.413

齿轮电机技术参数/Gear motor Technical Data

减速比 Reduction ratio	4	16	53	84	157	231	284	380	561	850	1014
减速器长 Length (mm)	16.35	20	23.75	23.75	23.75	27.4	27.4	27.4	27.4	27.4	31.05
空载转速 No-load speed (rpm)	2475	619	187	118	63	43	35	26	18	12	9.8
额定转速 Rated speed (rpm)	2075	519	157	99	53	36	29	21	15	10	8.2
额定扭力 (kg.cm)	0.8	1.2	1.6	1.6	1.6	2.0	2.0	2.0	2.0	2.0	2.4
瞬间扭力 (kg.cm)	2.4	3.6	4.8	4.8	4.8	6.0	6.0	6.0	6.0	6.0	7.2

减速比 Reduction ratio	4	16	53	84	157	231	284	380	561	850	1014
减速器长 Length (mm)	16.35	20	23.75	23.75	23.75	27.4	27.4	27	27	27	31
空载转速 No-load speed (rpm)	2500	625	189	119	64	43	35	26	18	12	10
额定转速 Rated speed (rpm)	2350	588	177	112	60	41	33	24	17	11	9
额定扭力 (kg.cm)	0.8	1.2	1.6	1.6	1.6	2.0	2.0	2.0	2.0	2.0	2.4
瞬间扭力 (kg.cm)	2.4	3.6	4.8	4.8	4.8	6.0	6.0	6.0	6.0	6.0	7.2

减速比 Reduction ratio	4	16	53	84	157	231	284	380	561	850	1014
减速器长 Length (mm)	16.35	20	23.75	23.75	23.75	27.4	27.4	27.4	27.4	27.4	31.05
空载转速 No-load speed (rpm)	1750	438	132	83	45	30	25	18	12	8	7
额定转速 Rated speed (rpm)	1568	397	120	76	40	27	22	16	11	7	6
额定扭力 (kg.cm)	0.8	1.2	1.6	1.6	1.6	2	2	2	2	2	2.4
瞬间扭力 (kg.cm)	2.4	3.6	4.8	4.8	4.8	6.0	6.0	6.0	6.0	6.0	7.2

Comment: The length of shaft and parameters can be customized according to customer requirements.

电机性能曲线
Motor Performance Curve





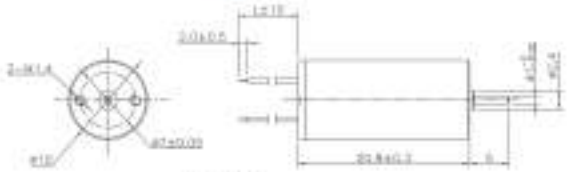

电机尺寸/Dimensional Drawing(mm)

电机技术参数/Motor Technical Data

电机型号 Model	电压 Voltage	空载 No-load		效率 At Maximum Efficiency			功率 Power	堵转 Stall	
		转速 Speed	电流 Current	转速 Speed	转矩 Torque	电流 Current	输出功率 Output Power	转矩 Torque	电流 Current
	VDC	r/min	mA	r/min	g.cm	mA	W	g.cm	A
KS-1020-30-16900	3.0	16900	22	14400	1.6	125	0.47	10.73	0.71
KS-1020-45-25400	4.5	25400	35	21500	2.5	194	1.03	16.51	1.07
KS-1020-60-33300	6	33300	44	23300	3.35	251	1.94	22.41	1.43

Comment: The length of shaft and parameters can be customized according to customer requirements.

电机性能曲线/Motor Performance Curve







电机尺寸/Dimensional Drawing(mm)

电机技术参数/Motor Technical Data

电机型号 Model	电压 Voltage	空载 No-load		效率 At Maximum Efficiency			功率 Power	堵转 Stall	
		转速 Speed	电流 Current	转速 Speed	转矩 Torque	电流 Current	输出功率 Output Power	转矩 Torque	电流 Current
	VDC	r/min	mA	r/min	g.cm	mA	W	g.cm	A
KS-1020-30-16900	3.0	16900	22	14400	1.6	125	0.47	10.73	0.71
KS-1020-45-25400	4.5	25400	35	21500	2.5	194	1.03	16.51	1.07
KS-1020-60-33300	6	33300	44	23300	3.35	251	1.94	22.41	1.43

齿轮电机技术参数/Gear motor Technical Data

减速比 Reduction ratio	4	13	16	28	55	70	121	169	276	546	646
减速器长 Length (mm)	11.1	14.3	14.3	14.3	17.5	17.5	17.5	20.7	20.7	20.7	20.7
空载转速 No-load speed (rpm)	4225	1300	939	604	307	241	140	101	61	31	26.2
额定转速 Rated speed (rpm)	3600	1108	800	514	262	206	119	86	52	26	22.3
额定扭力 (kg.cm)	0.01	0.03	0.02	0.03	0.07	0.08	0.15	0.18	0.30	0.52	0.70
瞬间扭力 (kg.cm)	0.04	0.12	0.16	0.25	0.44	0.57	0.84	1.00	1.60	3.00	3.00

减速比 Reduction ratio	4	13	16	28	55	70	121	169	276	546	646
减速器长 Length (mm)	11.1	14.3	14.3	14.3	17.5	17.5	17.5	20.7	20.7	20.7	20.7
空载转速 No-load speed (rpm)	6350	1954	1411	907	462	363	210	151	92	47	39
额定转速 Rated speed (rpm)	5375	1654	1194	768	391	307	178	128	78	39	33
额定扭力 (kg.cm)	0.01	0.02	0.03	0.05	0.11	0.14	0.21	0.30	0.48	0.81	0.90
瞬间扭力 (kg.cm)	0.05	0.18	0.23	0.35	0.70	0.89	1.33	1.80	2.60	3.00	3.00

减速比 Reduction ratio	4	13	16	28	55	70	121	169	276	546	646
减速器长 Length (mm)	11.1	14.3	14.3	14.3	17.5	17.5	17.5	20.7	20.7	20.7	20.7
空载转速 No-load speed (rpm)	8325	2562	1850	1189	605	476	275	198	121	61	52
额定转速 Rated speed (rpm)	5625	1792	1294	832	424	333	193	139	84	43	36
额定扭力 (kg.cm)	0.01	0.02	0.05	0.08	0.17	0.19	0.33	0.47	0.67	1.34	1.40
瞬间扭力 (kg.cm)	0.08	0.23	0.32	0.50	0.96	1.23	2.00	2.50	3.00	3.00	3.00

Comment: The length of shaft and parameters can be customized according to customer requirements.

电机性能曲线
Motor Performance Curve





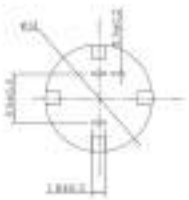

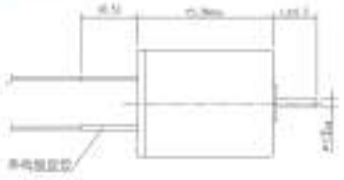

电机尺寸/Dimensional Drawing(mm)

电机技术参数/Motor Technical Data

电机型号 Model	电压 Voltage	空载 No-load		负载 AT Maximum Efficiency			输出 Power	堵转 Stall	
		转速 Speed	电流 Current	转速 Speed	转矩 Torque	电流 Current	输出功率 Output Power	转矩 Torque	电流 Current
	VDC	r/min	mA	r/min	g.cm	mA	W	g.cm	A
KS-1215-45-19500	4.5	19500	40	15300	8.0	400	1.8	40	1.88
KS-1215-60-22900	6.0	22900	40	19250	8.0	360	2.2	51	2.07
KS-1215-74-27460	7.4	27460	50	23340	8.0	360	2.7	53	2.13
KS-1215-80-32300	8.0	32300	60	27850	8.0	400	3.2	57	2.48

Comment: The length of shaft and parameters can be customized according to customer requirements.

电机性能曲线/Motor Performance Curve









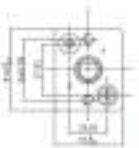

电机尺寸/Dimensional Drawing(mm)

电机技术参数/Motor Technical Data

电机型号 Model	电压 Voltage	空载 No-load		负载 AT Maximum Efficiency			输出 Power	堵转 Stall	
		转速 Speed	电流 Current	转速 Speed	转矩 Torque	电流 Current	输出功率 Output Power	转矩 Torque	电流 Current
	VDC	r/min	mA	r/min	g.cm	mA	W	g.cm	A
KS-1215-45-19500	4.5	19500	40	15300	8.0	400	1.8	40	1.88
KS-1215-60-22900	6.0	22900	40	19250	8.0	360	2.2	51	2.07
KS-1215-74-27460	7.4	27460	50	23340	8.0	360	2.7	53	2.13

齿轮电机技术参数/Gear motor Technical Data

Gear Motor Technical Data (GM12-1215)

减速比 Reduction ratio	10	20	30	50	100	150	210	298	360
减速级长 Length (mm)	9	9	9	9	9	9	9	9	9
空载转速 No-load speed (rpm)	1950	975	650	380	195	130	93	65	51
额定转速 Rated speed (rpm)	1530	765	510	306	153	102	73	51	40
额定扭力 Torque (kg.cm)	0.07	0.14	0.20	0.45	0.70	1.00	1.40	2.00	2.50
瞬间扭力 Torque (kg.cm)	0.20	0.30	0.50	0.70	1.40	1.80	2.00	3.00	3.00

Gear Motor Technical Data (GM12-1215)

减速比 Reduction ratio	10	20	30	50	100	150	210	298	360
减速级长 Length (mm)	9	9	9	9	9	9	9	9	9
空载转速 No-load speed (rpm)	2290	1145	763	458	229	153	109	77	60
额定转速 Rated speed (rpm)	1925	963	642	385	193	128	92	65	51
额定扭力 Torque (kg.cm)	0.05	0.10	0.15	0.25	0.50	0.70	1.00	1.40	2.00
瞬间扭力 Torque (kg.cm)	0.10	0.20	0.30	0.50	1.00	1.50	2.00	3.00	3.00

Gear Motor Technical Data (GM12-1215)

减速比 Reduction ratio	10	20	30	50	100	150	210	298	360
减速级长 Length (mm)	9	9	9	9	9	9	9	9	9
空载转速 No-load speed (rpm)	2746	1373	915	549	275	183	131	92	72
额定转速 Rated speed (rpm)	2334	1167	778	467	233	156	111	78	61
额定扭力 Torque (kg.cm)	0.09	0.18	0.18	0.28	0.98	1.30	1.80	1.80	2.00
瞬间扭力 Torque (kg.cm)	0.20	0.40	0.60	1.00	2.00	2.20	2.50	3.00	3.00

Comment: The length of shaft and parameters can be customized according to customer requirements.

电机性能曲线
Motor Performance Curve





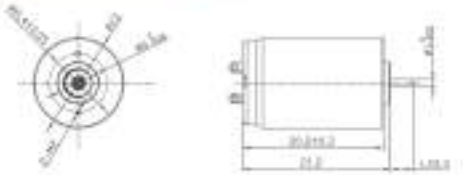

电机尺寸/Dimensional Drawing(mm)

电机技术参数/Motor Technical Data

电机型号 Model	电压 Voltage	空载 No-load		负载 At Maximum Efficiency			功率 Power	堵转 Stall	
		转速 Speed	电流 Current	转速 Speed	转矩 Torque	电流 Current	输出功率 Output Power	转矩 Torque	电流 Current
	VDC	r/min	mA	r/min	g.cm	mA	W	g.cm	A
KS-1320-37-10750	3.7	10750	25	8150	12.2	390	1.4	50	1.54
KS-1320-50-15700	5.0	15700	35	13500	12.0	430	2.1	66	2.86
KS-1320-60-12260	6.0	12260	40	9930	12.0	290	1.7	52	1.37
KS-1320-60-8650	8.0	8650	20	7500	5.7	70	0.56	45	0.51

Comment: The length of shaft and parameters can be customized according to customer requirements.

电机性能曲线/Motor Performance Curve





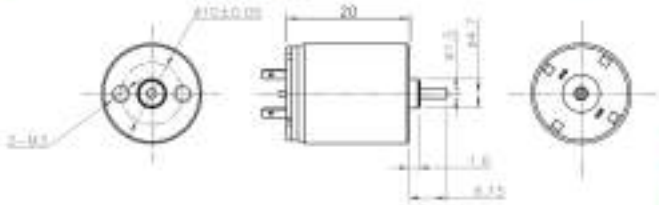

电机尺寸/Dimensional Drawing(mm)

电机技术参数/Motor Technical Data

电机型号 Model	电压 Voltage	空载 No-load		负载 At Maximum Efficiency			功率 Power	堵转 Stall	
		转速 Speed	电流 Current	转速 Speed	转矩 Torque	电流 Current	输出功率 Output Power	转矩 Torque	电流 Current
	VDC	r/min	mA	r/min	g.cm	mA	W	g.cm	A
1620-0966-25.1L	7.0	6250	10	5500	5.0	58	0.4234	45	0.44
1620-1049-25.1L	7.4	8750	18	7100	10.0	155	1.147	48	0.68
1620-0969-25.1L	12.0	10000	18	8750	10.0	110	1.32	35	0.74

Comment: The length of shaft and parameters can be customized according to customer requirements.

电机性能曲线/Motor Performance Curve





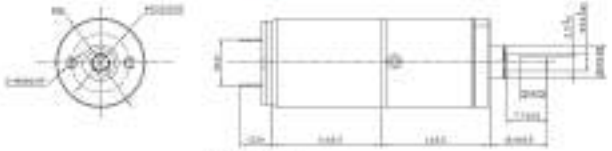

电机尺寸/Dimensional Drawing(mm)

电机技术参数/Motor Technical Data

电机型号 Model	电压 Voltage	空载 No-load		负载 At Maximum Efficiency			输出 Power	堵转 Stall	
		转速 Speed	电流 Current	转速 Speed	转矩 Torque	电流 Current	输出功率 Output Power	转矩 Torque	电流 Current
	VDC	r/min	mA	r/min	g.cm	mA	W	g.cm	A
1620-1238-25.1L	6.0	9600	26	8300	10	210	1.26	60.0	1.165
1620-0970-25.1L	12.0	10000	18	9400	5	65	0.78	75.0	0.750
1620-0729-25.1L	12.0	7000	7	6350	5	38	0.46	56.0	0.413

齿轮电机技术参数/Gear motor Technical Data

减速比 Ratio	4	16	24	36	64	107	166	256	336	456	576
减速器长 Length (mm)	11.5	15	15	15	18.5	18.5	22	22	22	22	22
空载转速 No-load speed (rpm)	2475	619	413	275	156	93	51	39	29	22	17.2
额定转速 Rated speed (rpm)	2075	519	346	231	130	78	42	32	25	18	14.4
额定扭力 (kg.cm)	0.04	0.14	0.19	0.29	0.51	0.75	1.27	1.38	1.66	2.28	2.59
瞬间扭力 (kg.cm)	0.22	0.77	1.15	1.73	3.07	4.49	6.00	6.00	6.00	6.00	6.00

减速比 Ratio	4	16	24	36	64	107	166	256	336	456	576
减速器长 Length (mm)	11.5	15	15	15	18.5	18.5	22	22	22	22	22
空载转速 No-load speed (rpm)	2500	625	417	278	156	93	51	39	30	22	17
额定转速 Rated speed (rpm)	2350	588	392	261	147	88	48	37	28	21	16
额定扭力 (kg.cm)	0.02	0.07	0.10	0.15	0.25	0.38	0.64	0.64	0.84	1.14	1.30
瞬间扭力 (kg.cm)	0.27	0.99	1.44	2.16	3.84	5.61	8.00	8.00	8.00	8.00	8.00

减速比 Ratio	4	16	24	36	64	107	166	256	336	456	576
减速器长 Length (mm)	11.5	15	15	15	18.5	18.5	22	22	22	22	22
空载转速 No-load speed (rpm)	1750	438	292	194	109	65	36	27	21	15	12
额定转速 Rated speed (rpm)	1588	397	265	176	99	59	32	25	19	14	11
额定扭力 (kg.cm)	0.02	0.07	0.10	0.15	0.25	0.38	0.64	0.64	0.84	1.14	1.30
瞬间扭力 (kg.cm)	0.20	0.80	1.09	1.61	2.50	4.19	5.49	6.00	6.00	6.00	6.00

Comment: The length of shaft and parameters can be customized according to customer requirements.

电机性能曲线
Motor Performance Curve







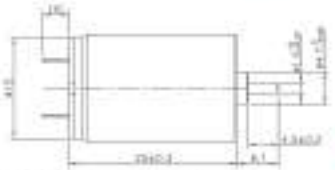

电机尺寸/Dimensional Drawing(mm)

电机技术参数/Motor Technical Data

电机型号 Model	电压 Voltage	空载 No-load		负载 At Maximum Efficiency			输出 Power	堵转 Stall	
		转速 Speed	电流 Current	转速 Speed	转矩 Torque	电流 Current	输出功率 Output Power	转矩 Torque	电流 Current
	VDC	r/min	mA	r/min	g.cm	mA	W	g.cm	A
KS-1625-50-8260	5.0	8260	25	6880	20.0	372	1.9	121	2.13
KS-1625-60-8400	6.0	8400	10	5334	15.0	176	1.1	90	1.02
KS-1625-120-10050	12.0	10050	15	8930	21.0	200	2.4	199	1.66

Comment: The length of shaft and parameters can be customized according to customer requirements.

电机性能曲线/Motor Performance Curve





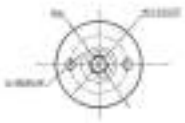



电机尺寸/Dimensional Drawing(mm)

电机技术参数/Motor Technical Data

电机型号 Model	电压 Voltage	空载 No-load		效率 At Maximum Efficiency			输出 Power	堵转 Stall	
		转速 Speed	电流 Current	转速 Speed	转矩 Torque	电流 Current	输出功率 Output Power	转矩 Torque	电流 Current
	VDC	r/min	mA	r/min	g.cm	mA	W	g.cm	A
KS-1625-90-8260	5.0	8260	25	6880	20.0	372	1.9	121	2.13
KS-1625-60-6400	8.0	6400	10	5334	15.0	176	1.1	90	1.02
KS-1625-120-10060	12.0	10060	15	8690	21.0	200	2.4	188	1.66

齿轮电机技术参数/Gear motor Technical Data

<Gear Motor Technical Data><GMP16-1625>

减速比 Reduction ratio	4	16	24	36	64	107	196	256	336	456	576
减速器长 Length (mm)	11.5	15	15	15	18.5	18.5	22	22	22	22	22
空载转速 No-load speed (rpm)	2066	516	344	229	129	77	42	32	25	18	14
额定转速 Rated speed (rpm)	1720	430	287	191	108	64	35	27	20	15	12
额定扭力 (kg.cm)	0.06	0.26	0.39	0.50	0.90	1.40	2.35	3.10	3.40	4.60	5.76
瞬间扭力 (kg.cm)	0.44	1.55	2.32	3.06	5.42	6.00	6.00	6.00	6.00	6.00	6.00

<Gear Motor Technical Data><GMP16-1625>

减速比 Reduction ratio	4	16	24	36	64	107	196	256	336	456	576
减速器长 Length (mm)	11.5	15	15	15	18.5	18.5	22	22	22	22	22
空载转速 No-load speed (rpm)	1600	400	267	178	100	60	33	25	19	14	11
额定转速 Rated speed (rpm)	1334	333	222	148	83	50	27	21	16	12	9
额定扭力 (kg.cm)	0.05	0.22	0.29	0.43	0.77	1.11	2.06	2.69	3.02	4.10	5.12
瞬间扭力 (kg.cm)	0.32	1.30	1.73	2.59	4.00	6.00	6.00	6.00	6.00	6.00	6.00

<Gear Motor Technical Data><GMP16-1625>

减速比 Reduction ratio	4	16	24	36	64	107	196	256	336	456	576
减速器长 Length (mm)	11.5	15	15	15	18.5	18.5	22	22	22	22	22
空载转速 No-load speed (rpm)	2513	628	419	279	157	94	51	39	30	22	17
额定转速 Rated speed (rpm)	2233	558	372	248	140	83	46	35	27	20	16
额定扭力 (kg.cm)	0.09	0.27	0.40	0.57	1.01	1.35	2.47	3.23	4.20	4.78	6.00
瞬间扭力 (kg.cm)	0.69	2.40	3.16	4.73	6.00	6.00	6.00	6.00	6.00	6.00	6.00

Comment: The length of shaft and gearbox can be customized according to customer requirements.

电机性能曲线
Motor Performance Curve









电机尺寸/Dimensional Drawing(mm)

电机技术参数/Motor Technical Data

电机型号 Model	电压 Voltage	空载 No-load		效率 At Maximum Efficiency			输出 Power	堵转 Stall	
		转速 Speed	电流 Current	转速 Speed	转矩 Torque	电流 Current	输出功率 Output Power	转矩 Torque	电流 Current
	VDC	r/min	mA	r/min	g.cm	mA	W	g.cm	A
KS-1630-80-8100	8.0	8100	18	6750	29.0	310	3.8	176	1.80
KS-1630-120-10200	12.0	10200	16	8860	35.0	340	7.4	274	2.50
KS-1630-240-12000	24.0	12000	12	9900	55.0	280	10	313	1.60

Comment: The length of shaft and gearbox can be customized according to customer requirements.

电机性能曲线/Motor Performance Curve







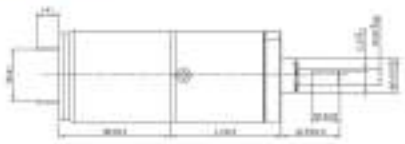

电机尺寸/Dimensional Drawing(mm)

电机技术参数/Motor Technical Data

电机型号 Model	电压 Voltage	空载 No-load		负载 At Maximum Efficiency			功率 Power	堵转 Stall	
		转速 Speed	电流 Current	转速 Speed	转矩 Torque	电流 Current	输出功率 Output Power	转矩 Torque	电流 Current
	VDC	r/min	mA	r/min	g.cm	mA	W	g.cm	A
KS-1630-80-8100	8.0	8100	18	6750	29.0	310	3.8	176	1.80
KS-1630-120-10200	12.0	10200	16	8860	35.0	340	7.4	274	2.50
KS-1630-240-12000	24.0	12000	12	9900	55.0	290	10.0	313	1.90

齿轮电机技术参数/Gear motor Technical Data

Gear Motor Technical Data-GMP16-1630

减速比 Reduction ratio	4	16	24	36	64	107	196	256	336	456	576
减速器长 Length (mm)	11.5	15	15	15	16.5	18.5	22	22	22	22	22
空载转速 No-load speed (rpm)	2025	506	338	225	127	76	41	32	24	18	14
额定转速 Rated speed (rpm)	1667.5	422	281	188	105	63	34	25	20	15	12
额定扭力 (kg.cm)	0.10	0.37	0.49	0.73	1.30	2.17	3.84	3.71	4.87	6.00	6.00
瞬间扭力 (kg.cm)	0.63	2.25	2.96	4.44	6.00	6.00	6.00	6.00	6.00	6.00	6.00

Gear Motor Technical Data-GMP16-1630

减速比 Reduction ratio	4	16	24	36	64	107	196	256	336	456	576
减速器长 Length (mm)	11.5	15	15	15	16.5	18.5	22	22	22	22	22
空载转速 No-load speed (rpm)	2550	638	425	283	159	95	52	40	30	22	18
额定转速 Rated speed (rpm)	2215	554	369	246	138	83	45	35	26	19	15
额定扭力 (kg.cm)	0.13	0.45	0.67	1.00	1.79	2.62	4.80	5.57	5.88	6.00	6.00
瞬间扭力 (kg.cm)	0.90	4.00	4.60	6.00	6.00	6.00	6.00	6.00	6.00	6.00	6.00

Gear Motor Technical Data-GMP16-1630

减速比 Reduction ratio	4	16	24	36	64	107	196	256	336	456	576
减速器长 Length (mm)	11.5	15	15	15	16.5	18.5	22	22	22	22	22
空载转速 No-load speed (rpm)	3000	750	500	333	188	112	61	47	36	26	21
额定转速 Rated speed (rpm)	2475	619	413	275	155	93	51	39	29	22	17
额定扭力 (kg.cm)	0.18	0.70	1.01	1.39	2.46	3.53	5.39	6.00	6.00	6.00	6.00
瞬间扭力 (kg.cm)	1.00	4.00	5.25	6.00	6.00	6.00	6.00	6.00	6.00	6.00	6.00

Comment: The length of shaft and parameters can be customized according to customer requirements.

电机性能曲线
Motor Performance Curve









电机尺寸/Dimensional Drawing(mm)

电机技术参数/Motor Technical Data

电机型号 Model	电压 Voltage	空载 No-load		负载 At Maximum Efficiency			功率 Power	堵转 Stall	
		转速 Speed	电流 Current	转速 Speed	转矩 Torque	电流 Current	输出功率 Output Power	转矩 Torque	电流 Current
	VDC	r/min	mA	r/min	g.cm	mA	W	g.cm	A
KS-1636-24-11000	24.0	11000	25	10600	19.6	130	3	539	2.00

Comment: The length of shaft and parameters can be customized according to customer requirements.

电机性能曲线/Motor Performance Curve







电机尺寸/Dimensional Drawing(mm)

电机技术参数/Motor Technical Data

电机型号 Model	电压 Voltage	空载 Normal		堵转 At Maximum Efficiency			功率 Power	堵转 Stall	
		转速 Speed	电流 Current	转速 Speed	转矩 Torque	电流 Current	输出功率 Output Power	转矩 Torque	电流 Current
	VDC	r/min	mA	r/min	g.cm	mA	W	g.cm	A
KS-1636	24.0	11000	25	10600	19.6	130	3	539	2.00

齿轮电机技术参数/Gear motor Technical Data

Gear Motor Technical Data (GMP16-1636)

减速比 Reduction ratio	4	16	24	30	64	107	156	256	336	456	576
减速器长 Length (mm)	11.5	15	15	15	18.5	18.5	22	22	22	22	22
空载转速 No-load speed (rpm)	2750	688	458	306	172	103	66	43	33	24	19
额定转速 Rated speed (rpm)	2650	663	442	294	166	99	64	41	32	23	18
额定扭力 N.cm	0.07	0.29	0.39	0.59	1.02	1.50	2.74	3.00	4.00	4.56	5.76
瞬间扭力 N.cm	1.60	6.00	6.00	6.00	6.00	6.00	6.00	6.00	6.00	6.00	6.00

Comment: The length of shaft and parameters can be customized according to customer requirements.

电机性能曲线/Motor Performance Curve





KFF-M10VA

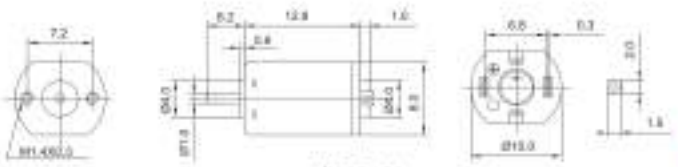

电机尺寸/Dimensional Drawing(mm)



KFF-M10VA-Z



电机尺寸/Dimensional Drawing(mm)



GMP10-M20

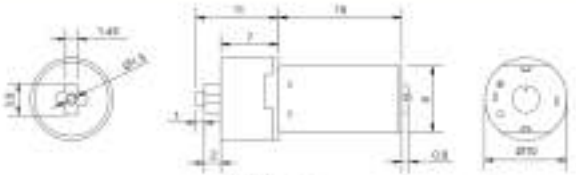

电机尺寸/Dimensional Drawing(mm)



KFF-M30VA



电机尺寸/Dimensional Drawing(mm)



KFF-N20VA-Z

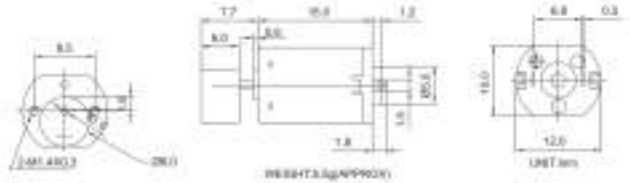

电机尺寸/Dimensional Drawing(mm)



GM12-N20-10D-7PPR

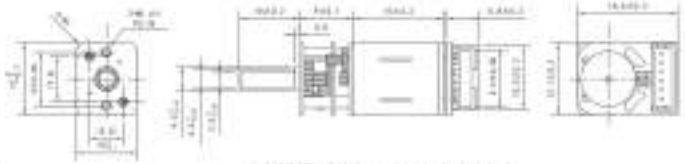

电机尺寸/Dimensional Drawing(mm)



GM12-N20-M4-7PPR

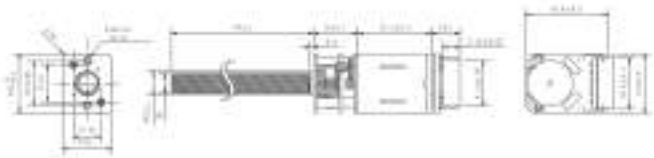

电机尺寸/Dimensional Drawing(mm)



GMP12-N20

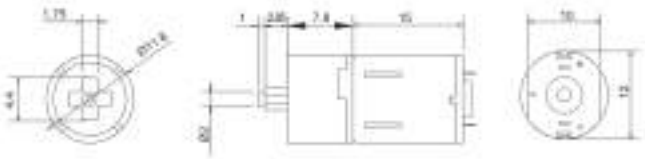

电机尺寸/Dimensional Drawing(mm)



GM1812-N20VA

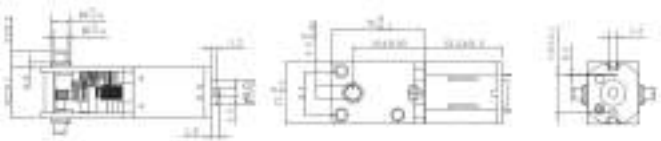

电机尺寸/Dimensional Drawing(mm)



GM1024-N20VA-带导向轴

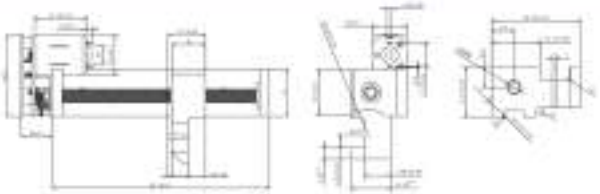

电机尺寸/Dimensional Drawing(mm)



S2410-N30VA

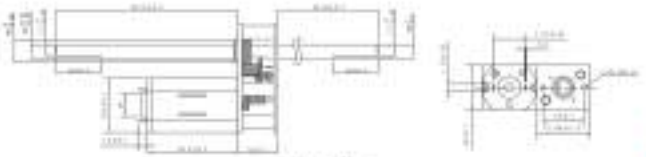

电机尺寸/Dimensional Drawing(mm)



KFF-030PB-Z

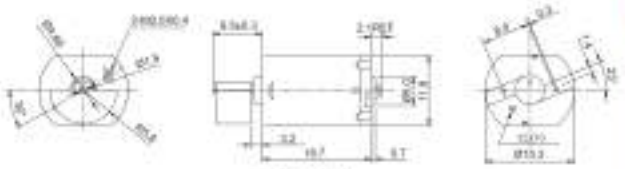

电机尺寸/Dimensional Drawing(mm)



GMP20-130SH



电机尺寸/Dimensional Drawing(mm)



GM3215-130SH

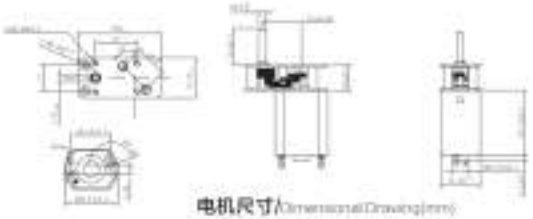

电机尺寸/Dimensional Drawing(mm)



GM3615-170SH



电机尺寸/Dimensional Drawing(mm)



GM25-370SH-EN

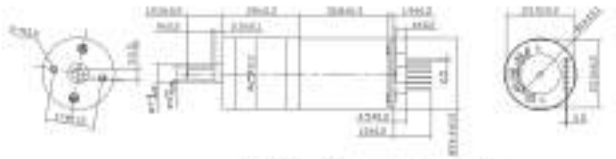

电机尺寸/Dimensional Drawing(mm)



KFK-555SH-EN

电机尺寸/Dimensional Drawing(mm)



GM37-555SH-EN

电机尺寸/Dimensional Drawing(mm)



GMP42-775SH-EN

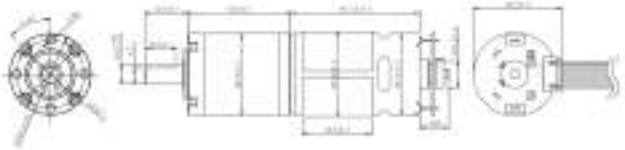

电机尺寸/Dimensional Drawing(mm)



KFK-180SH-EN

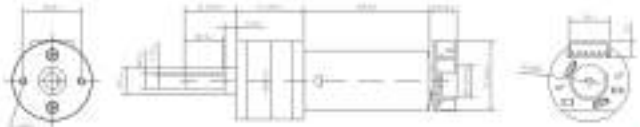

电机尺寸/Dimensional Drawing(mm)



KFK-190SH

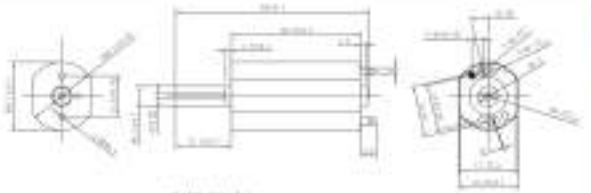

电机尺寸/Dimensional Drawing(mm)



KFK-310SH



电机尺寸/Dimensional Drawing(mm)



KFK-320SH

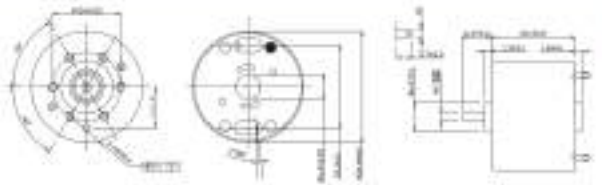

电机尺寸/Dimensional Drawing(mm)



KFK-350SH



电机尺寸/Dimensional Drawing(mm)

Permanent Magnet Stepper Motor Structure

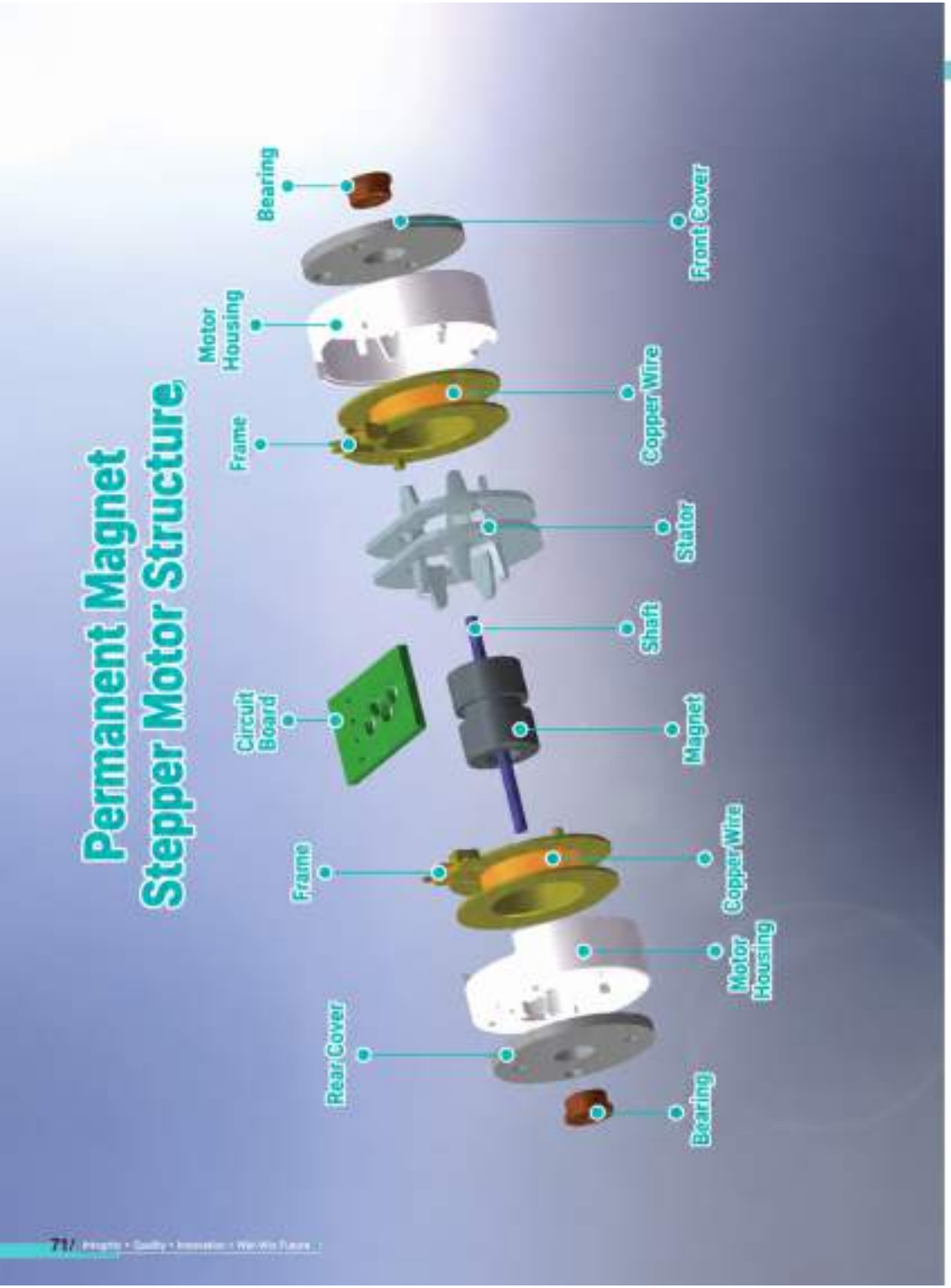

06BY25



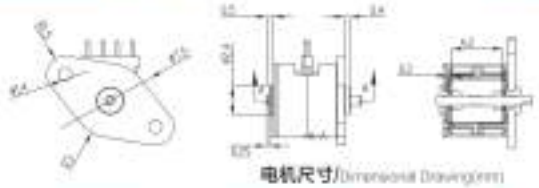

电机尺寸/Dimensional Drawing(mm)

电机技术参数/Motor Technical Data

电阻 Resistance	电压 Voltage	绝缘电阻 Insulation Resistance	最大拉出频率 Max.Pull-Out Frequency	最大引入频率 Max.Pull-In Frequency
11±10%Ω	3.7V	100VDC/10MΩ Min	1200PPS Min.3.7V	1000PPS Min.3.7V

Comment: The length of shaft and parameters can be customized according to customer requirements.

电机性能曲线
Motor Performance Curve



Frequency	Pull-out Torque	Pull-in Torque
400	2.66	2.66
500	2.58	2.54
600	2.52	2.50
700	2.44	2.42
1000	2.29	2.26

08BY25



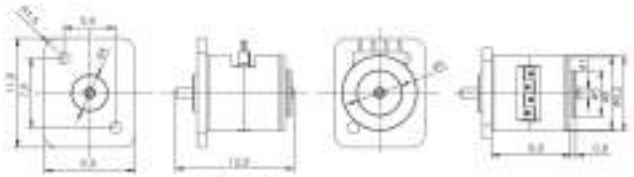

电机技术参数/Motor Technical Data

电机尺寸/Dimensional Drawing(mm)

电机型号 Motor Model	步距角 Step Angle	驱动模式 Excitation Mode	电压 Voltage	电相/相 Resistance/Phase	电流/相 Current/Phase	自定位转矩 Detent Torque	保持转矩 Holding Torque	绝缘电阻 Insulation Resistance	噪音 Noise	工作环境温度 Working Temperature	电机导线 Motor Conductor
	Degree		VDC	Ω	mA	g.cm	g.cm		dB(A)	℃	mm²
08BY2510-N	18	2-2 Phase	3.7	10	300	5.0	10.0	300VDC 60MΩ T	≤50dB	-10~50	10.7
08BY2520-N	18	2-2 Phase	3.3	20	120	5.0	8.0				
08BY2540-N	18	2-2 Phase	3	40	62.5	5.0	7.0				

Comment: The length of shaft and parameters can be customized according to customer requirements.

电机性能曲线
Motor Performance Curve



Frequency	Pull-out Torque	Pull-in Torque
400	8.25	7.21
600	8.04	6.05
800	6.52	5.98
1000	5.59	5.30
1200	5.40	5.16





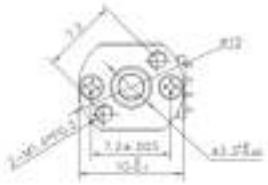

电机尺寸/Dimensional Drawing(mm)

电机技术参数/Motor Technical Data

电机型号 Motor Model	步进角 Step Angle	驱动模式 Excitation Mode	电压 Voltage	电阻/相 Resistance /Phase	电流/相 Current /Phase	自定位转矩 Detent Torque	保持转矩 Holding Torque	绝缘电阻 Insulation Resistance	噪音 Noise	工作环境温度 Working Temperature	电机厚度 Motor Thickness
	Degree		V DC	Ω	mA	g-cm	g-cm		dB(A)	℃	mm
GM10-08BYJ2510-N	18	2-2 Phase	3.7	10	300	5.0	10.0	300VDC 50MΩ↑	<50dB	-10-50	19.70
GM10-08BYJ2520-N	18	2-2 Phase	3.3	20	120	5.0	8.0				
GM10-08BYJ2540-N	18	2-2 Phase	3	40	62.5	5.0	7.0				

齿轮电机技术参数/Gear motor Technical Data

减速比 Reduction ratio	10	20	30	50	54	75	101	150	166	224	258
级数 Stage	3	3	3	4	5	5	5	5	5	5	5
减速箱长度 Gearbox Length(mm)	9	9	9	9	9	9	9	9	9	9	9
步进角 Step Angle	1.80	0.90	0.60	0.36	0.33	0.24	0.18	0.11	0.10	0.08	0.07
输出扭矩 Kg-cm / Pull-out Torque	32	63	95	135	122	169	227	356	419	904	581
转速 Speed(rpm)	240.0	120.0	80.0	48.0	44.4	32.0	23.8	16.2	12.9	10.7	9.3

减速比 Reduction ratio	10	20	30	50	54	75	101	150	166	224	258
级数 Stage	3	3	3	4	5	5	5	5	5	5	5
减速箱长度 Gearbox Length(mm)	9	9	9	9	9	9	9	9	9	9	9
步进角 Step Angle	1.80	0.90	0.60	0.36	0.33	0.24	0.18	0.11	0.10	0.08	0.07
输出扭矩 Kg-cm / Pull-out Torque	18	35	53	75	68	94	126	198	233	280	325
转速 Speed(rpm)	240.0	120.0	80.0	48.0	44.4	32.0	23.8	16.2	12.9	10.7	9.3

减速比 Reduction ratio	10	20	30	50	54	75	101	150	166	224	258
级数 Stage	3	3	3	4	5	5	5	5	5	5	5
减速箱长度 Gearbox Length(mm)	9	9	9	9	9	9	9	9	9	9	9
步进角 Step Angle	1.80	0.90	0.60	0.36	0.33	0.24	0.18	0.11	0.10	0.08	0.07
输出扭矩 Kg-cm / Pull-out Torque	11	21	32	45	41	56	76	119	140	168	194
转速 Speed(rpm)	240.0	120.0	80.0	48.0	44.4	32.0	23.8	16.2	12.9	10.7	9.3



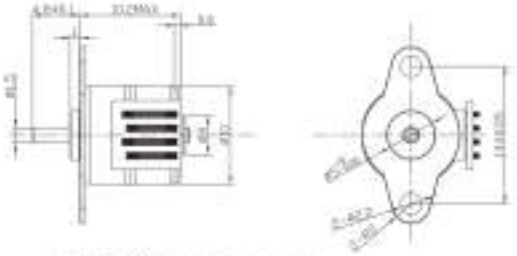

电机尺寸/Dimensional Drawing(mm)

电机技术参数/Motor Technical Data

电机型号 Motor Model	步进角 Step Angle	驱动模式 Excitation Mode	电压 Voltage	电阻/相 Resistance /Phase	电流/相 Current /Phase	自定位转矩 Detent Torque	保持转矩 Holding Torque	绝缘电阻 Insulation Resistance	噪音 Noise	工作环境温度 Working Temperature	电机厚度 Motor Thickness
	Degree		V DC	Ω	mA	g-cm	g-cm		dB(A)	℃	mm
10BY2510-N	18	2-2 Phase	5.0	10	600	6.0	20.0	300VDC 90MΩ↑	<50dB	-10-50	15
10BY2520-N	18	2-2 Phase	5.0	20	310	6.0	20.0				
10BY2530-N	18	2-2 Phase	5.0	40	150	6.0	18.0				

电机性能曲线/Motor Performance Curve

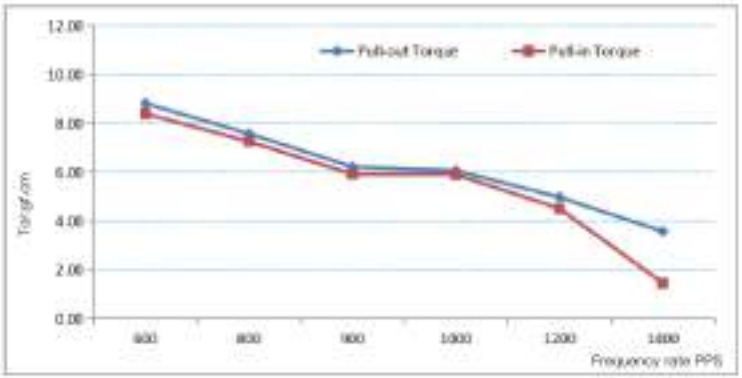

Frequency	600	800	900	1000	1200	1400
Pull-out Torque	8.60	7.56	6.20	6.04	4.96	3.56
Pull-in Torque	8.38	7.24	5.90	5.88	4.50	1.44

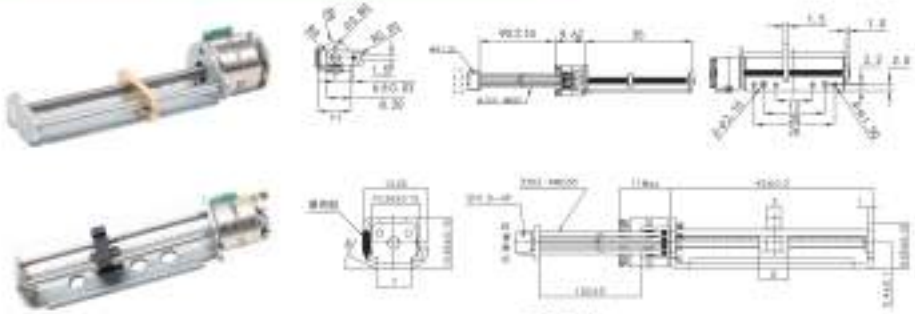

电机尺寸/Dimensional Drawing(mm)

电机技术参数/Motor Technical Data

电机型号 Motor Model	步距角 Step Angle	驱动模式 Excitation Mode	电压 Voltage	电阻/相 Resistance/Phase	电流/相 Current/Phase	自定位转矩 Detent Torque	保持转矩 Holding Torque	绝缘电阻 Insulation Resistance	噪音 Noise	工作环境温度 Working Temperature	电机厚度 Motor Thickness
	degree		VDC	Ω	mA	g.cm	g.cm	MΩ	dB(A)	℃	mm
10BY2535	18	2-2 Phase	3.7	10	290	-	120.0	500VDC 50MΩ↑	<55dB	-10-50	44.6

10BY25L



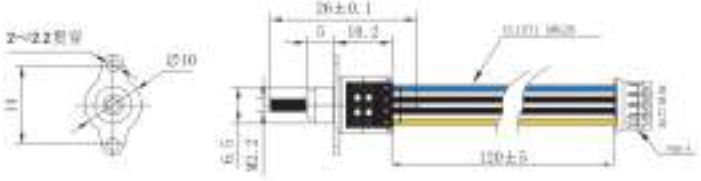

电机尺寸/Dimensional Drawing(mm)

电机技术参数/Motor Technical Data

电机型号 Motor Model	步距角 Step Angle	驱动模式 Excitation Mode	电压 Voltage	电阻/相 Resistance/Phase	电流/相 Current/Phase	自定位转矩 Detent Torque	保持转矩 Holding Torque	绝缘电阻 Insulation Resistance	噪音 Noise	工作环境温度 Working Temperature	电机厚度 Motor Thickness
	degree		VDC	Ω	mA	g.cm	g.cm	MΩ	dB(A)	℃	mm
10BY25直线电机	18	2-2 Phase	5.0	18	340	-	200.0	300VDC 50MΩ↑	<50dB	-10-50	28

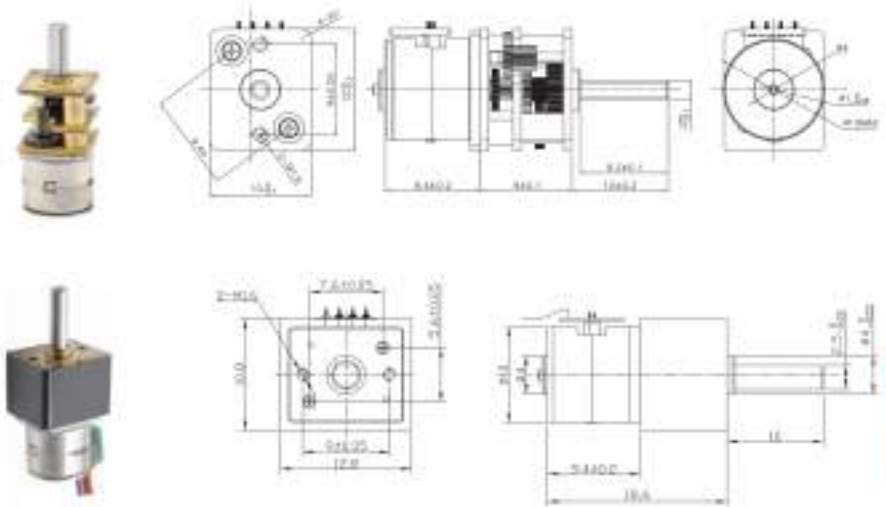

电机尺寸/Dimensional Drawing(mm)

电机技术参数/Motor Technical Data

电机型号 Motor Model	步距角 Step Angle	驱动模式 Excitation Mode	电压 Voltage	电阻/相 Resistance/Phase	电流/相 Current/Phase	自定位转矩 Detent Torque	保持转矩 Holding Torque	绝缘电阻 Insulation Resistance	噪音 Noise	工作环境温度 Working Temperature	电机厚度 Motor Thickness
	degree		VDC	Ω	mA	g.cm	g.cm	MΩ	dB(A)	℃	mm
GM12-10BYJ2510-N	18	2-2 Phase	5.0	10	490	5.0	20.0	300VDC 50MΩ↑	<55dB	-10-50	27.4
GM12-10BYJ2520-N	18	2-2 Phase	5.0	20	320	5.0	20.0				

齿轮电机技术参数/Gear motor Technical Data

减速比 Reduction ratio	10	20	30	50	75	100	155	210	250	298	380
级数 Stage	2	3	3	4	4	4	5	5	5	5	5
减速段长度 Gearbox Length(mm)	9	9	9	9	9	9	9	9	9	9	9
步进角 Step Angle	1.80	0.90	0.60	0.36	0.24	0.18	0.11	0.09	0.07	0.06	0.05
输出扭矩 Output Pull-out Torque	84.00	147.00	220.50	315.00	472.50	630.00	966.25	1102.50	1312.50	1564.50	1995.00
转速 Speed(rpm)	240.00	120.00	80.00	48.00	32.00	24.00	14.55	11.43	9.60	8.05	6.32

减速比 Reduction ratio	10	20	30	50	75	100	155	210	250	298	380
级数 Stage	2	3	3	4	4	4	5	5	5	5	5
减速段长度 Gearbox Length(mm)	9	9	9	9	9	9	9	9	9	9	9
步进角 Step Angle	1.80	0.90	0.60	0.36	0.24	0.18	0.11	0.09	0.07	0.06	0.05
输出扭矩 Output Pull-out Torque	51.20	89.60	134.40	192.00	288.00	384.00	528.00	672.00	800.00	953.60	1216.00
转速 Speed(rpm)	240.00	120.00	80.00	48.00	32.00	24.00	14.55	11.43	9.60	8.05	6.32



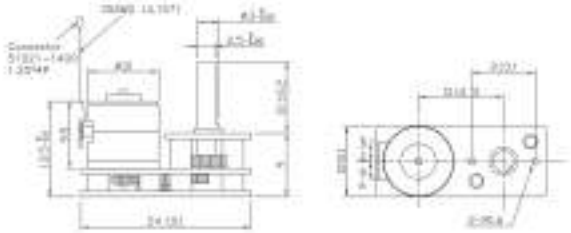

电机尺寸/Dimensional Drawing(mm)

电机技术参数/Motor Technical Data

电机型号 Motor Model	步进角 Step Angle	驱动模式 Excitation Mode	电压 Voltage	电阻/相 Resistance / Phase	电流/相 Current / Phase	自定位转矩 Detent Torque	保持转矩 Holding Torque	绝缘电阻 Insulation Resistance	噪音 Noise	工作环境温度 Working Temperature	电机寿命 Motor Life
	Degree		VDC	Ω	mA	g.cm	g.cm		dB(A)	°C	min
GM1024-10BYJ2510-N	18	2-2 Phase	5.0	10	400	6.0	20.0	300VDC 50MΩ↑	≤50dB	-10~50	24
GM1024-10BYJ2520-N	18	2-2 Phase	5.0	20	190	6.0	20.0				
GM1024-10BYJ2530-N	18	2-2 Phase	5.0	40	80	6.0	18.0				

齿轮电机技术参数/Gear motor Technical Data

减速比 Reduction ratio	10	15	20	50	100	218	250	296	350	500	1000
级数 Stage	2	4	4	4	4	6	6	6	6	6	6
减速箱长度 Gearbox Length(mm)	9	9	9	9	9	9	9	9	9	9	9
步进角 Step Angle	1.80	1.20	0.90	0.36	0.18	0.08	0.07	0.06	0.05	0.04	0.02
输出扭矩 Output / Pull-out Torque	84	86	126	315	630	918	1050	1252	1470	2100	4200
转速 Speed(rpm)	240.0	160.0	120.0	48.0	24.0	11.4	9.6	8.1	6.9	6.3	2.4

减速比 Reduction ratio	10	15	20	50	100	218	250	296	350	500	1000
级数 Stage	2	4	4	4	4	6	6	6	6	6	6
减速箱长度 Gearbox Length(mm)	9	9	9	9	9	9	9	9	9	9	9
步进角 Step Angle	1.80	1.20	0.90	0.36	0.18	0.08	0.07	0.06	0.05	0.04	0.02
输出扭矩 Output / Pull-out Torque	51	58	77	192	384	558	640	763	896	1280	2560
转速 Speed(rpm)	240.00	160.00	120.00	48.00	24.00	11.43	9.60	8.05	6.86	6.32	2.40

减速比 Reduction ratio	10	15	20	50	100	218	250	296	350	500	1000
级数 Stage	2	4	4	4	4	6	6	6	6	6	6
减速箱长度 Gearbox Length(mm)	9	9	9	9	9	9	9	9	9	9	9
步进角 Step Angle	1.80	1.20	0.90	0.36	0.18	0.08	0.07	0.06	0.05	0.04	0.02
输出扭矩 Output / Pull-out Torque	34	38	50	128	252	366	420	501	588	840	1680
转速 Speed(rpm)	240.00	160.00	120.00	48.00	24.00	11.43	9.60	8.05	6.86	6.32	2.40



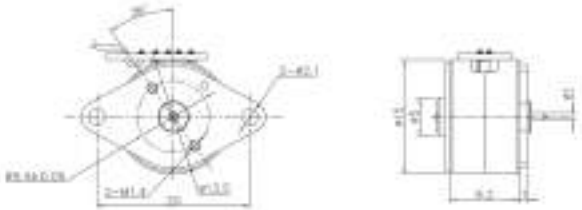

电机尺寸/Dimensional Drawing(mm)

电机技术参数/Motor Technical Data

电机型号 Motor Model	步进角 Step Angle	驱动模式 Excitation Mode	电压 Voltage	电阻/相 Resistance / Phase	电流/相 Current / Phase	自定位转矩 Detent Torque	保持转矩 Holding Torque	绝缘电阻 Insulation Resistance	噪音 Noise	工作环境温度 Working Temperature	电机寿命 Motor Life
	Degree		VDC	Ω	mA	g.cm	g.cm		dB(A)	°C	min
15BYJ2510-N1	18	2-2 Phase	5.0	10	400	8.0	45.0	300VDC 50MΩ↑	≤50dB	-10~50	17.2
15BYJ2520-N1	18	2-2 Phase	5.0	20	210	8.0	40.0				
15BYJ2540-N1	18	2-2 Phase	5.0	40	300	8.0	55.0				

电机性能曲线/Motor Performance Curve

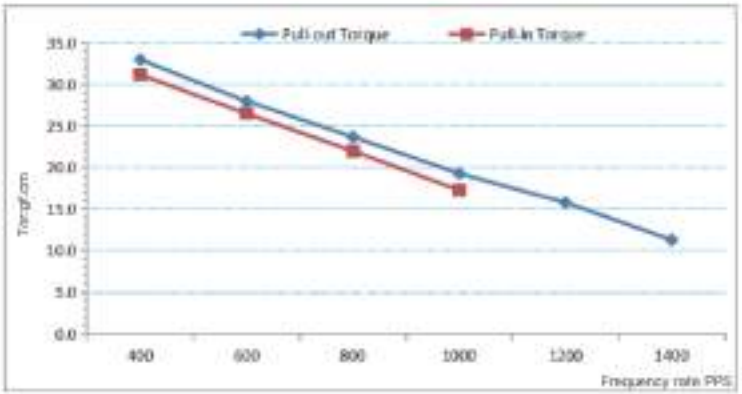

Frequency	400	600	800	1000	1200	1400
Pull-out Torque	33.0	28.0	23.7	19.3	15.8	11.3
Pull-in Torque	31.2	26.5	22.0	17.3	0.0	0.0


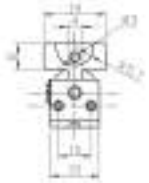
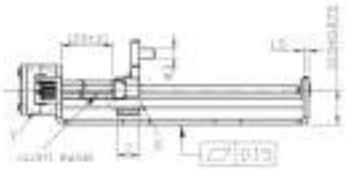

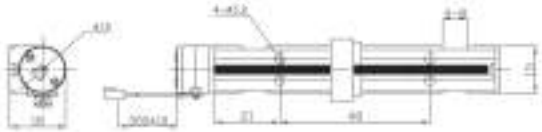

电机尺寸/Dimensional Drawing(mm)

电机技术参数/Motor Technical Data

电机型号 Motor Model	步距角 Step angle	驱动模式 Excitation Mode	电压 Voltage	相电流/相 Rated Current /Phase	电阻/相 Resistance /Phase	电感/相 Inductance /Phase	绝缘电阻 Insulation Resistance	绝缘 Class	工作环境温度 Working Temperature
	degree		VDC	A	Ω	mH			℃
15BY2590-001	18	2-2 Phase	3.7	10	375	240/800PPS	500VDC 100MΩ↑	≤50dB	-10~50
15BY2590-002	18	2-2 Phase	5	10	494	400/800PPS			
15BY2590-003	18	2-2 Phase	9	10	880	900/1000PPS			
15BY2590-004	18	2-2 Phase	3.7	14	200	180/800PPS			
15BY2590-005	18	2-2 Phase	5	14	244	350/800PPS			
15BY2590-006	18	2-2 Phase	9	14	520	700/1000PPS			



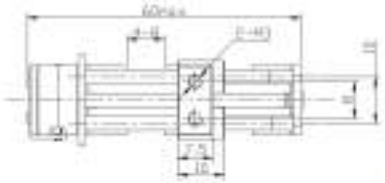

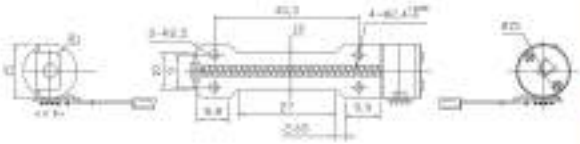

电机尺寸/Dimensional Drawing(mm)

电机技术参数/Motor Technical Data

电机型号 Motor Model	步距角 Step angle	驱动模式 Excitation Mode	电压 Voltage	相电流/相 Rated Current /Phase	电阻/相 Resistance /Phase	电感/相 Inductance /Phase	绝缘电阻 Insulation Resistance	绝缘 Class	工作环境温度 Working Temperature
	degree		VDC	A	Ω	mH			℃
15BY2577-001	18	2-2 Phase	3.7	10	375	240/800PPS	500VDC 100MΩ↑	≤50dB	-10~50
15BY2577-002	18	2-2 Phase	5	10	494	400/800PPS			
15BY2577-003	18	2-2 Phase	9	10	880	900/1000PPS			
15BY2577-004	18	2-2 Phase	3.7	14	200	180/800PPS			
15BY2577-005	18	2-2 Phase	5	14	244	350/800PPS			
15BY2577-006	18	2-2 Phase	9	14	520	700/1000PPS			



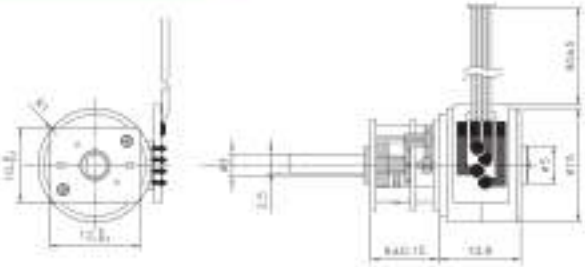



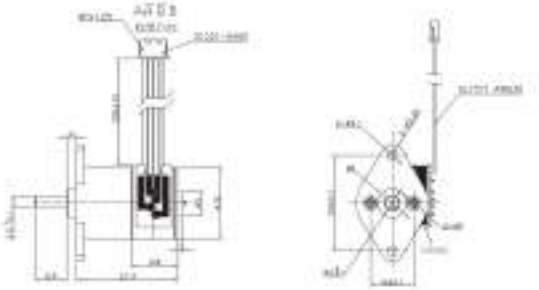

电机尺寸/Dimensional Drawing(mm)

电机技术参数/Motor Technical Data

电机型号 Motor Model	步距角 Step angle	驱动模式 Excitation Mode	电压 Voltage	电阻/相 Resistance /Phase	电流/相 Current /Phase	启动转矩 Pull-in Torque	保持转矩 Holding Torque	绝缘电阻 Insulation Resistance	噪音 Noise	工作环境温度 Working Environment Temperature	电机质量 Motor Weight
	degree		VDC	Ω	mA	g.cm	g.cm		dB(A)	℃	g
GM12-15BYJ2510-N	18	2-2 Phase	5.0	10	400	8.0	45	300VDC 50MΩ↑	<50dB	-10-50	33.8
GM12-15BYJ2540-N	18	2-2 Phase	12.0	40	200	8.0	55				

齿轮电机技术参数/Gear motor Technical Data

*Gear Motor Technical Data (GM12-15BYJ2510-N) (5VDC/PPS)

减速比 Reduction ratio	10	20	30	50	75	100	165	210	250	288	380
级数 Stage	2	3	3	4	4	4	5	5	5	5	5
减速筒长度 Reducer Length(mm)	9	9	9	9	9	9	9	9	9	9	9
步进角 Step Angle	1.80	0.90	0.60	0.36	0.24	0.18	0.11	0.09	0.07	0.06	0.05
输出扭矩 Output Torque	160	280	420	600	900	1200	1650	2100	2500	2960	3900
转速 Speed(rpm)	240.0	120.0	80.0	48.0	32.0	24.0	14.5	11.4	9.6	8.1	6.3

*Gear Motor Technical Data (GM12-15BYJ2540-N) (12VDC/PPS)

减速比 Reduction ratio	10	20	30	50	75	100	165	210	250	288	380
级数 Stage	2	3	3	4	4	4	5	5	5	5	5
减速筒长度 Reducer Length(mm)	9	9	9	9	9	9	9	9	9	9	9
步进角 Step Angle	1.80	0.90	0.60	0.36	0.24	0.18	0.11	0.09	0.07	0.06	0.05
输出扭矩 Output Torque	160	280	420	600	900	1200	1650	2100	2500	2960	3900
转速 Speed(rpm)	240.0	120.0	80.0	48.0	32.0	24.0	14.5	11.4	9.6	8.1	6.3





电机尺寸/Dimensional Drawing(mm)

电机技术参数/Motor Technical Data

电机型号 Motor Model	步距角 Step angle	驱动模式 Excitation Mode	电压 Voltage	电阻/相 Resistance /Phase	电流/相 Current /Phase	启动转矩 Pull-in Torque	保持转矩 Holding Torque	绝缘电阻 Insulation Resistance	噪音 Noise	工作环境温度 Working Environment Temperature	电机质量 Motor Weight
	degree		VDC	Ω	mA	g.cm	g.cm		dB(A)	℃	g
GM1812-15BYJ2510-N	18	2-2 Phase	5	10	400	8.0	45	300VDC 50MΩ↑	<50dB	-10-50	32.2
GM1812-15BYJ2540-N	18	2-2 Phase	12	40	200	8.0	40				
GM1812-15BYJ25120-N	18	2-2 Phase	12	120	60	8.0	55				

齿轮电机技术参数/Gear motor Technical Data

*Gear Motor Technical Data (GM1812-15BYJ2510-N) (5VDC/PPS)

减速比 Reduction ratio	42	63	80	105	121	230	242	302	346	453	592
级数 Stage	4	4	4	4	4	4	4	5	5	5	5
减速筒长度 Reducer Length(mm)	18	18	18	18	18	18	18	18	18	18	18
步进角 Step Angle	0.43	0.29	0.23	0.17	0.15	0.08	0.07	0.06	0.05	0.04	0.03
输出扭矩 Output Torque	504	756	960	1260	1452	2760	2904	3020	3460	4530	5920
转速 Speed(rpm)	57.1	38.1	30.0	22.9	19.8	10.4	9.9	7.9	6.9	5.3	3.5

*Gear Motor Technical Data (GM1812-15BYJ2540-N) (12VDC/PPS)

减速比 Reduction ratio	42	63	80	105	121	230	242	302	346	453	592
级数 Stage	4	4	4	4	4	4	4	5	5	5	5
减速筒长度 Reducer Length(mm)	18	18	18	18	18	18	18	18	18	18	18
步进角 Step Angle	0.43	0.29	0.23	0.17	0.15	0.08	0.07	0.06	0.05	0.04	0.03
输出扭矩 Output Torque	560	869	1104	1449	1670	3174	3340	3473	3979	5210	7958
转速 Speed(rpm)	57.1	38.1	30.0	22.9	19.8	10.4	9.9	7.9	6.9	5.3	3.5

*Gear Motor Technical Data (GM1812-15BYJ25120-N) (24VDC/PPS)

减速比 Reduction ratio	42	63	80	105	121	230	242	302	346	453	592
级数 Stage	4	4	4	4	4	4	4	5	5	5	5
减速筒长度 Reducer Length(mm)	18	18	18	18	18	18	18	18	18	18	18
步进角 Step Angle	0.43	0.29	0.23	0.17	0.15	0.08	0.07	0.06	0.05	0.04	0.03
输出扭矩 Output Torque	265	397	504	662	762	1449	1525	1586	1817	2379	3633
转速 Speed(rpm)	57.1	38.1	30.0	22.9	19.8	10.4	9.9	7.9	6.9	5.3	3.5

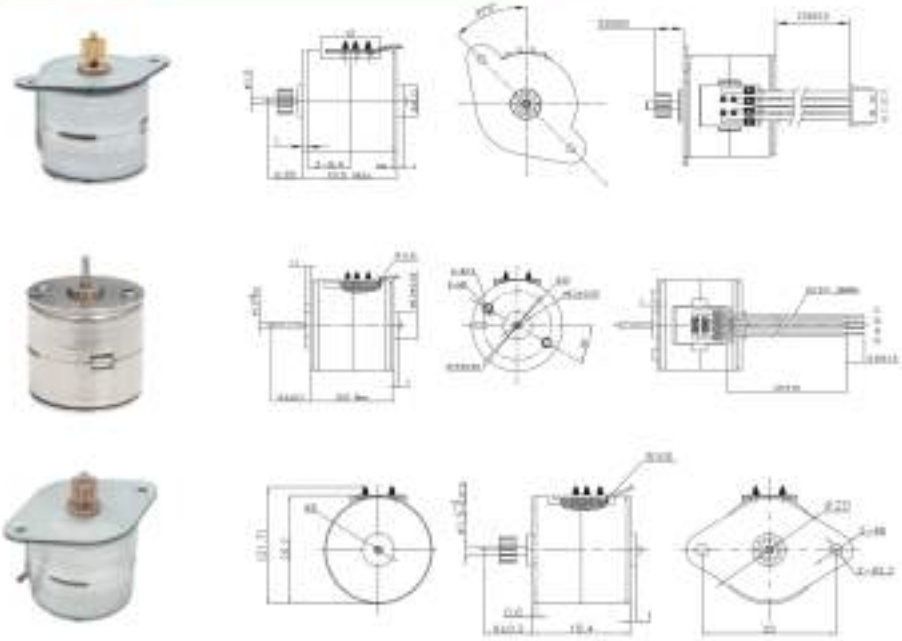

电机尺寸/Dimensional Drawing(mm)

电机技术参数/Motor Technical Data

电机型号 Motor Model	步进角 Step angle	接线模式 Excitation Mode	电压 Voltage	电阻/相 Resistance/Phase	电流/相 Current/Phase	保持转矩 Holding Torque	定位转矩 Detent Torque	绝缘电阻 Insulation Resistance	噪音 Noise	工作环境温度 Working Temperature	电机厚度 Motor Thickness
	degree		VDC	Ω	mA	g.cm	g.cm		dB(A)	℃	mm
20BY2520-N1	18	2-2 Phase	9	20	160	20	120	300VDC 50MΩ↑	≤50dB	10-50	17.2
20BY2520-N2	18	2-2 Phase	12	20	200	20	135				

电机性能曲线/Motor Performance Curve



Frequency	Pull-out Torque	Pull-in Torque
100	105.0	86.0
200	95.0	80.0
300	88.0	67.0
400	72.0	40.0

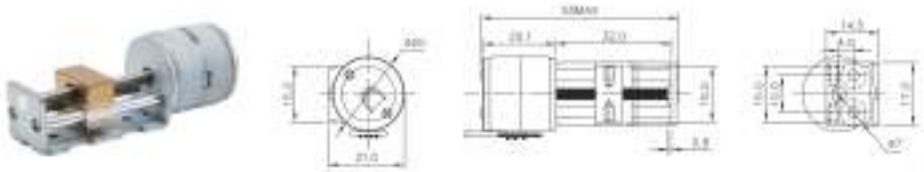

电机尺寸/Dimensional Drawing(mm)

电机技术参数/Motor Technical Data

电机型号 Motor Model	步进角 Step angle	接线模式 Excitation Mode	电压 Voltage	电阻/相 Resistance/Phase	电流/相 Current/Phase	转矩 Torque	绝缘电阻 Insulation Resistance	噪音 Noise	工作环境温度 Working Temperature
	degree		VDC	Ω	mA	g.cm		dB(A)	℃
20BY32001	18	2-2 Phase	9	20	170	800/800pps	500VDC 100MΩ↑	≤50dB	-10-50
20BY32002	18	2-2 Phase	12	20	320	1400/800pps			
20BY33002	18	2-2 Phase	12	20	215	750/1000pps			

20BY2545

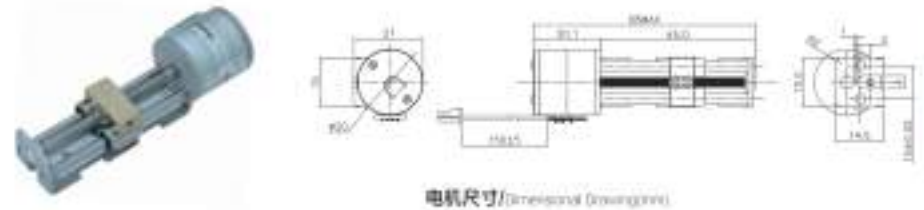

电机尺寸/Dimensional Drawing(mm)

电机技术参数/Motor Technical Data

电机型号 Motor Model	步进角 Step angle	接线模式 Excitation Mode	电压 Voltage	电阻/相 Resistance/Phase	电流/相 Current/Phase	转矩 Torque	绝缘电阻 Insulation Resistance	噪音 Noise	工作环境温度 Working Temperature
	degree		VDC	Ω	mA	g.cm		dB(A)	℃
20BY45001	18	2-2 Phase	9	20	170	800/800pps	500VDC 100MΩ↑	≤50dB	-10-50
20BY45002	18	2-2 Phase	12	20	320	1400/800pps			
20BY45002	18	2-2 Phase	12	20	215	750/1000pps			

20BY2568



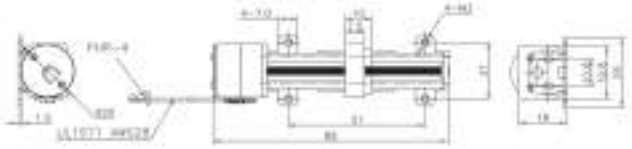

电机尺寸/Dimensional Drawing(mm)

电机技术参数/Motor Technical Data

电机型号 Motor Model	步距角 Step Angle (degree)	驱动模式 Excitation Mode	电压 Voltage (VDC)	电相/相 Resistance/Phase (Ω)	电流/相 Current/Phase (mA)	自定位转矩 Detent Torque (g.cm)	保持转矩 Holding Torque (g.cm)	绝缘电阻 Insulation Resistance (MΩ)	噪音 Noise (dB)	工作环境温度 Working Temperature (℃)	电机厚度 Motor Thickness (mm)
20BY68001	18	2-2 Phase	9	20	170	800/1800pps					
20BY68002	18	2-2 Phase	12	20	220	1400/1800pps	500VDC 100MΩ T	≤50dB	-10-50		
20BY68002	18	2-2 Phase	12	20	215	750/1000pps					

GM20-20BYJ25



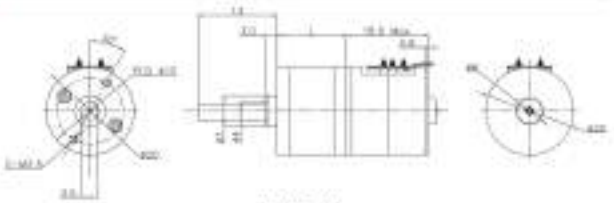

电机尺寸/Dimensional Drawing(mm)

电机技术参数/Motor Technical Data

电机型号 Motor Model	步距角 Step Angle (degree)	驱动模式 Excitation Mode	电压 Voltage (VDC)	电相/相 Resistance/Phase (Ω)	电流/相 Current/Phase (mA)	自定位转矩 Detent Torque (g.cm)	保持转矩 Holding Torque (g.cm)	绝缘电阻 Insulation Resistance (MΩ)	噪音 Noise (dB)	工作环境温度 Working Temperature (℃)	电机厚度 Motor Thickness (mm)
GM20-20BYJ2520-N	18	2-2 Phase	12	20	160	20	120	300VDC 50MΩ T	≤50dB	-10-50	18.6+L

齿轮电机技术参数/Gear motor Technical Data

减速比 Reduction ratio	20	28	35	50	76	107	140	195	220	267	349
级数 Stage	4	4	4	5	5	6	6	6	7	7	7
减速箱长度 Gearbox Length (mm)	15.8	15.8	15.8	17.3	17.3	18.8	18.8	18.8	20.3	20.3	20.3
步进角 Step Angle	0.90	0.62	0.51	0.32	0.23	0.17	0.13	0.09	0.08	0.07	0.05
输出扭矩 Output Shaft Torque	780	1131	1369	1820	2535	2752	3640	5000	4000	5000	6000
转速 Speed (rpm)	120.0	82.8	68.6	42.9	30.8	22.4	17.1	12.3	10.9	8.0	6.9



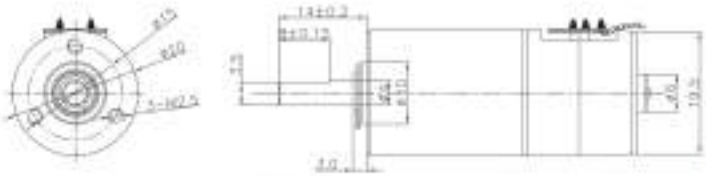

电机尺寸/Dimensional Drawing(mm)

电机技术参数/Motor Technical Data

电机型号 Motor Model	步距角 Step Angle (degree)	驱动模式 Excitation Mode	电压 Voltage (VDC)	电相/相 Resistance/Phase (Ω)	电流/相 Current/Phase (mA)	自定位转矩 Detent Torque (g.cm)	保持转矩 Holding Torque (g.cm)	绝缘电阻 Insulation Resistance (MΩ)	噪音 Noise (dB)	工作环境温度 Working Temperature (℃)	电机厚度 Motor Thickness (mm)
GMP20-20BYJ2520-N	18	2-2 Phase	9	20	160	20	120	300VDC 50MΩ T	≤50dB	10-50	18.6+L
GMP20-20BYJ2520-N	18	2-2 Phase	12	20	200	20	135				

齿轮电机技术参数/Gear motor Technical Data

减速比 Reduction ratio	5	20	24	29	84	104	157	370	455	560	690
级数 Stage	1	2	2	2	3	3	3	4	4	4	4
减速箱长度 Gearbox Length (mm)	16.3	20.5	20.5	20.5	24.7	24.7	24.7	28.9	28.9	28.9	28.9
步进角 Step Angle	3.60	0.90	0.75	0.62	0.21	0.17	0.11	0.05	0.04	0.03	0.03
输出扭矩 Output Shaft Torque	270	990	1152	1392	3528	4368	6000	6000	6000	6000	6000
转速 Speed (rpm)	480.0	120.0	100.0	82.8	28.6	23.1	15.3	6.5	5.3	4.3	3.5

20BY25L



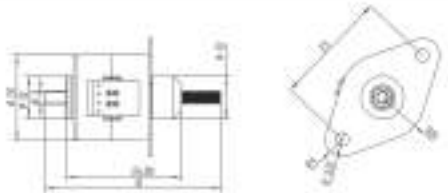

电机尺寸/Dimensional Drawing(mm)

电机技术参数/Motor Technical Data

电机型号 Motor Model	步距角 Step Angle (degree)	驱动模式 Excitation Mode	电压 Voltage (VDC)	电相/相 Resistance/Phase (Ω)	电流/相 Current/Phase (mA)	自定位转矩 Detent Torque (g.cm)	保持转矩 Holding Torque (g.cm)	绝缘电阻 Insulation Resistance (MΩ)	噪音 Noise (dB)	工作环境温度 Working Temperature (℃)	电机厚度 Motor Thickness (mm)
20BY25-1	18	2-2 Phase	9	20	180	450	-	300VDC 50MΩ T	≤50dB	10-50	41
20BY25-2	18	2-2 Phase	12	20	300	520	-				

25BY212





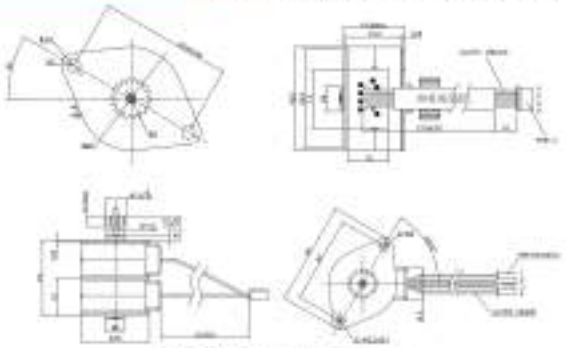

电机尺寸/Dimensional Drawing(mm)

电机技术参数/Motor Technical Data

电机型号 Motor Model	步进角 Step Angle	相数 Phase	电压 Voltage	电阻/相 Resistance/Phase	电流/相 Current/Phase	自定位转矩 Detent Torque	保持转矩 Holding Torque	绝缘电阻 Insulation Resistance	噪音 Noise	工作环境温度 Working Temperature	电机厚度 Motor Thickness
	(°)		VDC	Ω	mA	g.cm	g.cm		dB(A)	℃	mm
25BY26-100	15	2-2	9	10	240	35	400	500VDC 100MΩ↑	≤50dB	-10~50	15.0
	15	2-2	12	10	480	35	480				
25BY212-100	7.5	2-2	9	20	100	24	330	500VDC 100MΩ↑	≤50dB	-10~50	15.0
	7.5	2-2	12	20	135	24	360				

电机性能曲线
Motor Performance Curve



Frequency	Pull-out Torque	Pull-in Torque
300	34.0	30.0
400	31.0	25.0
500	23.0	15.0
600	18.0	
700		
800		

25BY212L



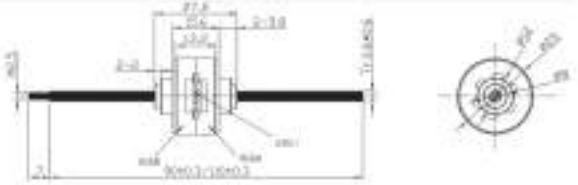

电机尺寸/Dimensional Drawing(mm)

电机技术参数/Motor Technical Data

电机型号 Motor Model	步进角 Step Angle	相数 Phase	电压 Voltage	电阻/相 Resistance/Phase	电流/相 Current/Phase	推力 Thrust	保持转矩 Holding Torque	绝缘电阻 Insulation Resistance	噪音 Noise	工作环境温度 Working Temperature	电机厚度 Motor Thickness
	(°)		VDC	Ω	mA	g.cm	g.cm		dB(A)	℃	mm
25BY212L	7.5	2-2 Phase	7.4	20	127	150±	-	300VDC 50MΩ↑	≤50dB	-10~50	27.2
25BY26L	15	2-2 Phase	5	14	157	300	-				



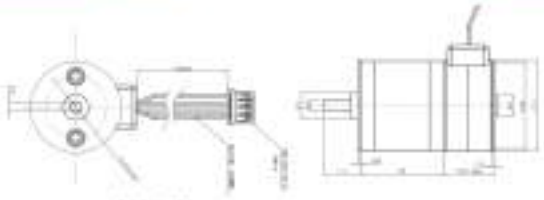

电机尺寸/Dimensional Drawing(mm)

电机技术参数/Motor Technical Data

电机型号 Motor Model	步进角 Step Angle	相数 Phase	电压 Voltage	电阻/相 Resistance/Phase	电流/相 Current/Phase	自定位转矩 Detent Torque	保持转矩 Holding Torque	绝缘电阻 Insulation Resistance	噪音 Noise	工作环境温度 Working Temperature	电机厚度 Motor Thickness
	(°)		VDC	Ω	mA	g.cm	g.cm		dB(A)	℃	mm
GM25-25BY212S-N	7.5	2-2 Phase	9	10	200	30	350	500VDC 100MΩ↑	≤50dB	-10~50	15

齿轮电机技术参数/Gear motor Technical Data

Gear Motor Technical Data (GM25-25BY212 SERIES)

减速比 Ratio	10	35.5	50	76	100	130	172	226	286	376	500
级数 Stage	2	3	4	4	4	5	5	5	6	6	6
减速箱长度 Gearbox Length(mm)	19	21	23	23	23	25	25	25	27	27	27
步进角 Step Angle	0.750	0.211	0.127	0.099	0.073	0.058	0.044	0.033	0.026	0.020	0.015
输出转矩 g.cm(1 lbf.in=1 Torque)	900	1864	2655	3510	4635	4870	6000	6000	6000	6000	6000
效率 Efficiency	100.00	28.17	16.95	12.82	9.71	7.89	5.81	4.42	3.50	2.65	2.00

35BY212G



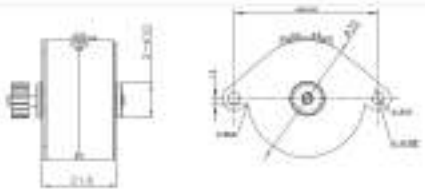

电机尺寸/Dimensional Drawing(mm)

电机技术参数/Motor Technical Data

电机型号 Motor Model	步进角 Step Angle	相数 Phase	电压 Voltage	电阻/相 Resistance/Phase	电流/相 Current/Phase	自定位转矩 Detent Torque	保持转矩 Holding Torque	绝缘电阻 Insulation Resistance	噪音 Noise	工作环境温度 Working Temperature	电机厚度 Motor Thickness
	(°)		VDC	Ω	mA	g.cm	g.cm		dB(A)	℃	mm
35BY212G	7.5/15	2-2 Phase	2.8	4.5	475	130	750	500VDC 100MΩ↑	≤50dB	-10~50	21.8

电机性能曲线
Motor Performance Curve



Frequency	Pull-out Torque	Pull-in Torque
400	310.0	240.0
600	280.0	80.0
800	270.0	
1000	260.0	
1200	240.0	
1400	220.0	

35BY212L



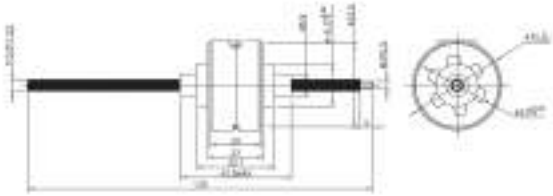

电机尺寸/Dimensional Drawing(mm)

电机技术参数/Motor Technical Data

电机型号 Motor Model	步进角 Step Angle	接线模式 Excitation Mode	电压 Voltage	电阻/相 Resistance /Phase	电流/相 Current /Phase	自定位转矩 Detent Torque	保持转矩 Holding Torque	绝缘电阻 Insulation Resistance	噪音 Noise	工作环境温度 Working Temperature	电机厚度 Motor Thickness
	degree		VDC	Ω	mA	g.cm	g.cm	MΩ	dB(A)	℃	mm
35BY212	7.5	2-2 Phase	7.4	10.7	526	2500	5000	500VDC 100MΩ↑	<50dB	-10~50	43.5

35BY212



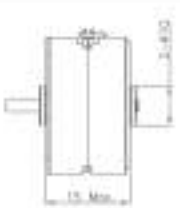

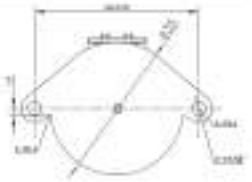

电机尺寸/Dimensional Drawing(mm)

电机技术参数/Motor Technical Data

电机型号 Motor Model	步进角 Step Angle	接线模式 Excitation Mode	电压 Voltage	电阻/相 Resistance /Phase	电流/相 Current /Phase	自定位转矩 Detent Torque	保持转矩 Holding Torque	绝缘电阻 Insulation Resistance	噪音 Noise	工作环境温度 Working Temperature	电机厚度 Motor Thickness
	degree		VDC	Ω	mA	g.cm	g.cm	MΩ	dB(A)	℃	mm
35BY212	7.5	2-2 Phase	12.0	3.9	900	6.0	185.0	500VDC 100MΩ↑	<50dB	-10~50	15

电机性能曲线
Motor Performance Curve



Frequency	Pull-out Torque	Pull-in Torque
400	310.0	240.0
600	285.0	80.0
800	275.0	
1000	255.0	
1200	240.0	
1400	220.0	





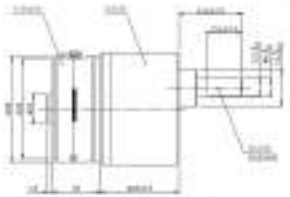

电机尺寸/Dimensional Drawing(mm)

电机技术参数/Motor Technical Data

电机型号 Motor Model	步进角 Step Angle	接线模式 Excitation Mode	电压 Voltage	电阻/相 Resistance /Phase	电流/相 Current /Phase	自定位转矩 Detent Torque	保持转矩 Holding Torque	绝缘电阻 Insulation Resistance	噪音 Noise	工作环境温度 Working Temperature	电机厚度 Motor Thickness
	degree		VDC	Ω	mA	g.cm	g.cm	MΩ	dB(A)	℃	mm
GM37-35BY212	7.5	1-2 Phase	2.8	4.5	475	130	750	500VDC 100MΩ↑	<50dB	-10~50	43.5

齿轮电机技术参数/Gear motor Technical Data
(Gear Motor Technical Data GM37-35BY212-3000RPM)

减速比 Reduction ratio	10	30	50	80	210	270	310	380	510	630	810
级数 Stage	2	3	3	4	4	4	5	5	5	5	5
减速箱长度 Gearbox Length(mm)	17.9	21.8	21.8	24.8	24.8	24.8	28.8	28.8	28.8	28.8	28.8
步进角 Step Angle	0.750	0.250	0.150	0.090	0.036	0.028	0.024	0.019	0.015	0.012	0.009
输出扭矩 Output Torque(g.cm)	1200	3150	5250	8100	18900	24300	23250	29250	38250	47250	60750
转速 Speed(rpm)	100.00	33.33	20.00	11.11	4.76	3.70	3.23	2.58	1.96	1.59	1.23

42BY212



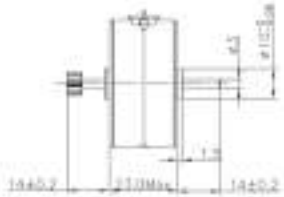



电机尺寸/Dimensional Drawing(mm)

电机技术参数/Motor Technical Data

电机型号 Motor Model	步进角 Step Angle	接线模式 Excitation Mode	电压 Voltage	电阻/相 Resistance /Phase	电流/相 Current /Phase	自定位转矩 Detent Torque	保持转矩 Holding Torque	绝缘电阻 Insulation Resistance	噪音 Noise	工作环境温度 Working Temperature	电机厚度 Motor Thickness
	degree		VDC	Ω	mA	g.cm	g.cm	MΩ	dB(A)	℃	mm
42BY212	7.5	2-2 Phase	5.0	10	500	100.0	450.0	500VDC 100MΩ↑	<50dB	-10~50	51

电机性能曲线
Motor Performance Curve



Frequency	Pull-out Torque	Pull-in Torque
500	880.0	730.0
550	860.0	650.0
600	830.0	490.0
650	820.0	380.0



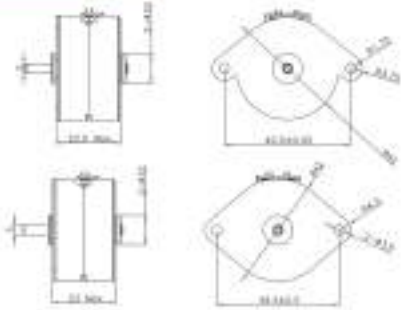

电机技术参数/Motor Technical Data

电机尺寸/Dimensional Drawing(mm)

电机型号 Motor Model	步距角 Step angle (Degree)	接线模式 Connection Model	电压 Voltage (VDC)	电阻/相 Resistance /Phase (Ω)	电流/相 Current /Phase (mA)	自定位转矩 Detent Torque (g.cm)	保持转矩 Holding Torque (g.cm)	绝缘电阻 Insulation Resistance	噪音 Noise (dB/1)	工作环境温度 Operating Temperature (℃)	电机质量 Motor Quality (g)
42BY212	7.5	2-2 Phase	12	10	600	140	400	500VDC 100MΩ↑	<50dB	-10~50	23

电机性能曲线
Motor Performance Curve



Frequency	Pull-out Torque	Pull-in Torque
300	880.0	730.0
550	880.0	650.0
600	830.0	480.0
650	820.0	360.0

GM37-42BYJ212



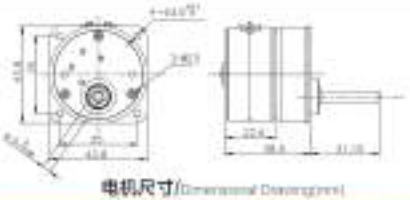

电机技术参数/Motor Technical Data

电机尺寸/Dimensional Drawing(mm)

电机型号 Motor Model	步距角 Step angle (Degree)	接线模式 Connection Model	电压 Voltage (VDC)	电阻/相 Resistance /Phase (Ω)	电流/相 Current /Phase (mA)	自定位转矩 Detent Torque (g.cm)	保持转矩 Holding Torque (g.cm)	绝缘电阻 Insulation Resistance	噪音 Noise (dB/1)	工作环境温度 Operating Temperature (℃)	电机质量 Motor Quality (g)
GM37-42BYJ212	7.5	2-2 Phase	12	10	600	140	400	500VDC 100MΩ↑	<60dB	-10~50	14.8

齿轮电机技术参数/Gear motor Technical Data

减速比 Reduction ratio	10
级数 Stage	3
减速轴长度 Gearbox Length (mm)	19
步距角 Step Angle	0.750
输出扭矩 Output Pull-out Torque	3400
转速 Speed (rpm)	14.08



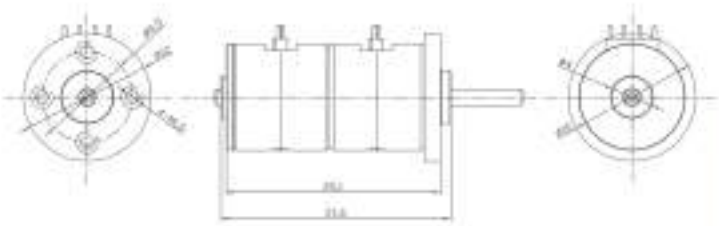

10BY25D

电机尺寸/Dimensional Drawing(mm)



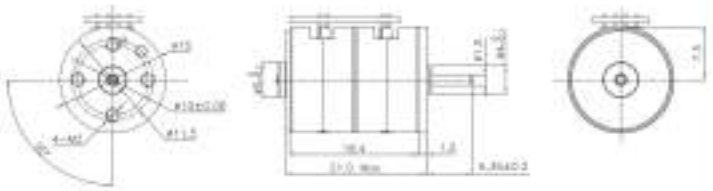

15BY25D

电机尺寸/Dimensional Drawing(mm)





20BY25D

电机尺寸/Dimensional Drawing(mm)



10BY25-M3

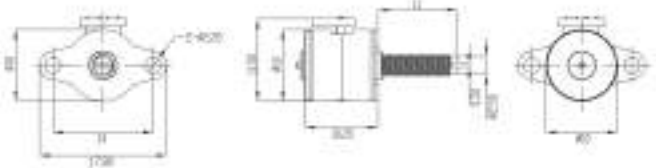

电机尺寸/Dimensional Drawing(mm)



20BY25-M3



电机尺寸/Dimensional Drawing(mm)



25BY26-M3

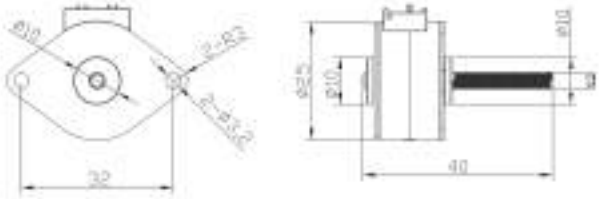

电机尺寸/Dimensional Drawing(mm)



25BY26-EN

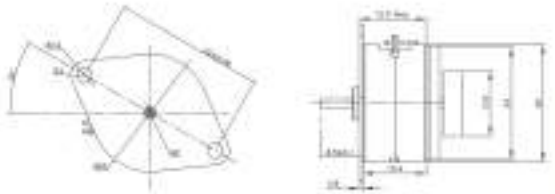

电机尺寸/Dimensional Drawing(mm)



25BY26W

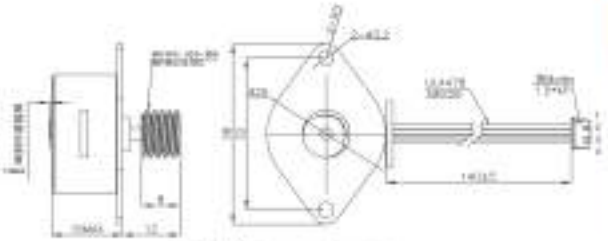

电机尺寸/Dimensional Drawing(mm)



25BY26N

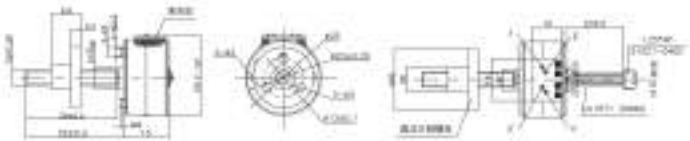

电机尺寸/Dimensional Drawing(mm)



GM12-15BYJ25-EN

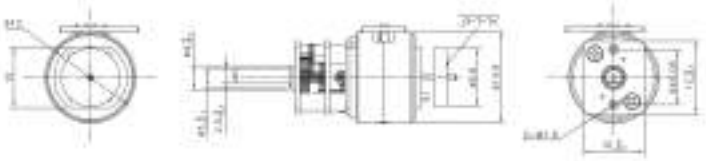

电机尺寸/Dimensional Drawing(mm)



GM16-15BYJ25

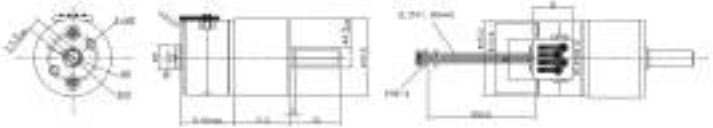

电机尺寸/Dimensional Drawing(mm)



GMP16-15BYJ25

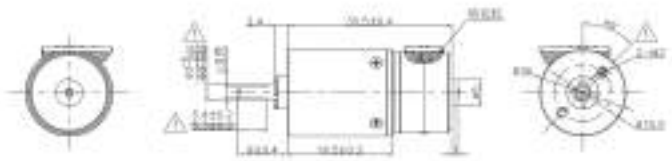

电机尺寸/Dimensional Drawing(mm)



GM1812-10BYJ25

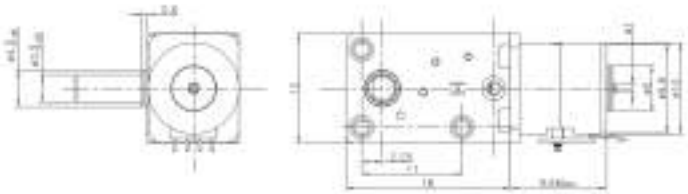

电机尺寸/Dimensional Drawing(mm)



GMP24-25BY25

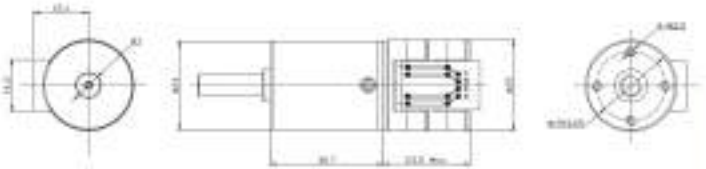

电机尺寸/Dimensional Drawing(mm)



GMP36-35BY212



电机尺寸/Dimensional Drawing(mm)



GMP42-42BY212

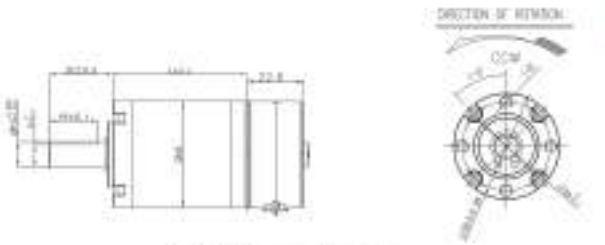

电机尺寸/Dimensional Drawing(mm)





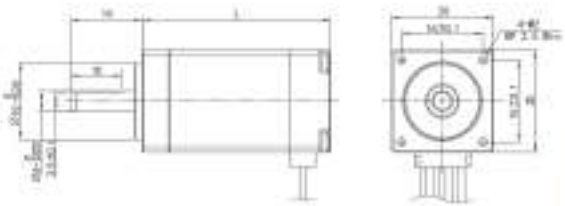

电机尺寸/Dimensional Drawing(mm)



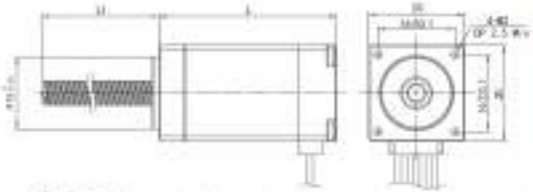

电机尺寸/Dimensional Drawing(mm)

电机技术参数/Motor Technical Data

电机型号 Model	相数 Phase	步距角 Step Angle (deg.)	机身长度 Motor Length (mm)	电阻 Phase Resistance (Ohm)	电感 Phase Inductance (mH)	电流 Phase Current (A)	力矩 Holding Torque (N.m)	重量 Motor Weight (g)
KS-28HYB28L4-100	2	1.8	28	6.8	2.3	0.6	0.012	85
KS-28HYB30L4-101	2	1.8	30	6.3	2.5	0.6	0.018	100
KS-28HYB38L4-102	2	1.8	38	9.3	4.0	0.5	0.026	110

Comment: The length of shaft and parameters can be customized according to customer requirements.

电机性能曲线/Motor Performance Curve





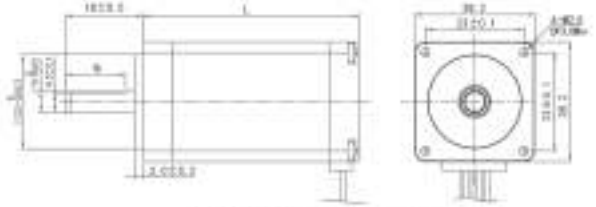

电机尺寸/Dimensional Drawing(mm)



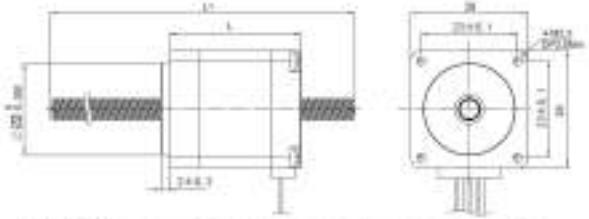

电机尺寸/Dimensional Drawing(mm)

电机技术参数/Motor Technical Data

电机型号 Model	相数 Phase	步距角 Step Angle (deg)	机身长度 Motor Length (mm)	电阻 Phase Resistance (Ohm)	电感 Phase Inductance (mH)	电流 Phase Current (A)	力矩 Holding Torque (N.m)	重量 Motor Weight (g)
KS-28HYB32L4-101	2	1.8	32	8.0	4.5	0.6	0.06	110
KS-28HYB40L4-102	2	1.8	40	8.2	6.1	0.7	0.1	155
KS-28HYB51L4-103	2	1.8	50	9.6	9.6	1.0	0.2	205

Comment: The length of shaft and gearboxes can be customized according to customer requirements.

电机性能曲线/Motor Performance Curve





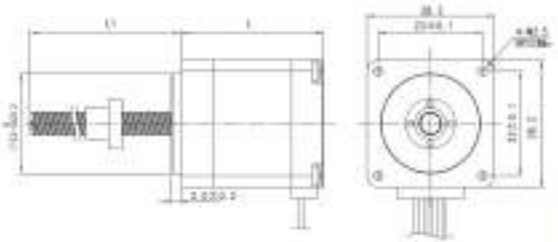

电机尺寸/Dimensional Drawing(mm)



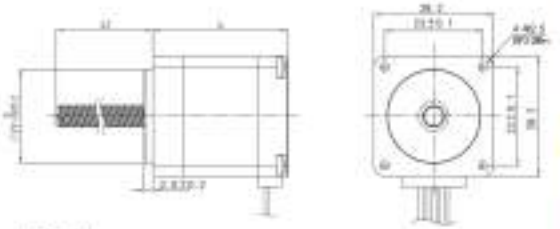

电机尺寸/Dimensional Drawing(mm)



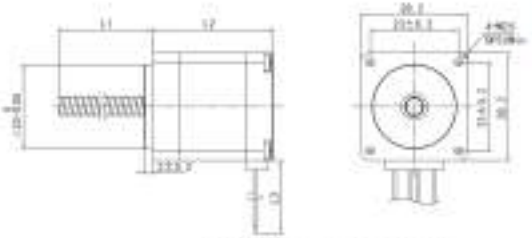

电机尺寸/Dimensional Drawing(mm)



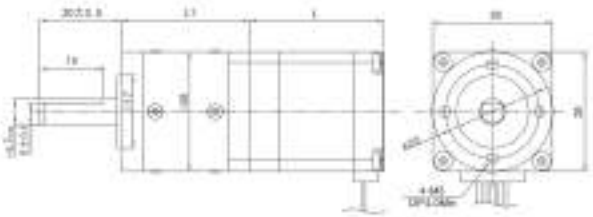

电机尺寸/Dimensional Drawing(mm)

电机技术参数/Motor Technical Data

电机型号 Model	相数 Phase	步距角 Step Angle (deg)	机身厚度 Motor Length (mm)	电阻 Phase Resistance (Ohm)	电感 Phase Inductance (mH)	电流 Phase Current (A)	力矩 Holding Torque (N.m)	重量 Motor Weight (g)
KS-28HYB32L4-101	2	1.8	32	8.0	4.5	0.6	0.06	110
KS-28HYB40L4-102	2	1.8	40	8.2	6.1	0.7	0.1	155
KS-28HYB51L4-103	2	1.8	50	9.9	9.6	1.0	0.2	205

减速箱参数/Gear Box specification

减速比 Ratio	0	16	20	27.5	64	90	100	125	256	352	500	625
减速箱级数 Number of gear stage	1	2	2	2	3	3	3	3	4	4	4	4
减速箱长度 Gear Box Length (L2)	19.20	24.90	24.90	24.90	30.60	30.60	30.60	30.60	36.30	36.30	36.30	36.30
最大允许转矩 Max Permissible Torque (N.cm)	20.0											
瞬间允许最大扭矩 Instantaneous Permissible Moment (N.cm)	50.0											

Comment: The length of shaft and parameters can be customized according to customer requirements.



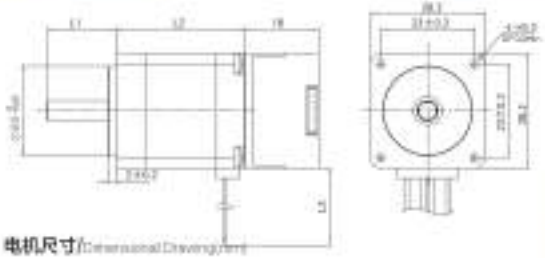

电机尺寸/Dimensional Drawing(mm)

电机技术参数/Motor Technical Data

电机型号 Model	相数 Phase	步距角 Step Angle (deg)	机身厚度 Motor Length (mm)	电阻 Phase Resistance (Ohm)	电感 Phase Inductance (mH)	电流 Phase Current (A)	力矩 Holding Torque (N.m)	重量 Motor Weight (g)
KS-28HYB32L4-101	2	1.8	32	8.0	4.5	0.6	0.06	110
KS-28HYB40L4-102	2	1.8	40	8.2	6.1	0.7	0.1	155
KS-28HYB51L4-103	2	1.8	50	9.9	9.6	1.0	0.2	205

Comment: The length of shaft and parameters can be customized according to customer requirements.

编码器性能/Encoder performance

RY28 系列反射编码器

一、产品简述

RY28系列反射编码器采用PCBA，外壳一体化设计，配合码盘，可输出三通道500-4096CPR 的差分信号。Z信号可以选择90°，180°和360°，不做特殊说明，标准产品是90°。本产品适用于小尺寸的直流电机、步进电机和伺服电机。



二、产品型号

RY28 □ □

CPR:		轴径尺寸:	
A—500	I—512	01—2mm	02—3mm
B—1000	J—1024	03—1/8 in.	04—5/32 in.
T—2000	U—2048	05—3/16 in.	06—1/4 in.
W—2500	N—4000	11—4mm	12—6mm
R—4096	Z—5000	14—8mm	

三、技术指标

电源电压	3V—5 V
最大转速	8000 RPM
输出方式	A、A\、B、B\、Z、Z\
工作温度	-40℃ to +85℃

四、接线定义

线号	1	2	3	4	5	6	7	8	9
定义	Vcc	Gnd	A	A\	Z	Z\	N.C.	B	B\



五、波形图



六、机械尺寸



单位：mm

特别注意：20号机轴出轴长7+/-0.5，编码器连接头为 SH1.0，5P，间距1.0，固定编码器外壳底部螺钉型号为：2.5*4



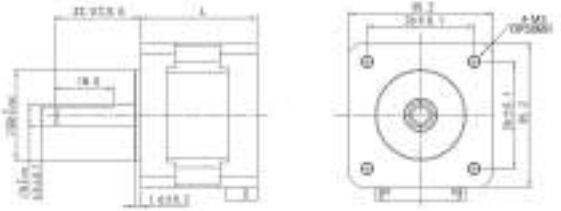

电机尺寸/Dimensional Drawing(mm)



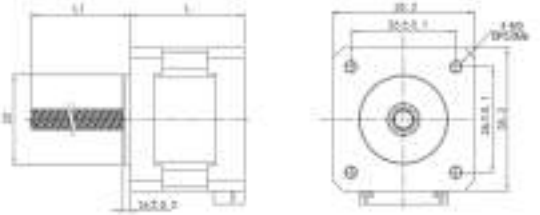

电机尺寸/Dimensional Drawing(mm) 出杆规格: TR6*4(P2), TR6*4 (P2)

电机技术参数/Motor Technical Data

电机型号 Model	相数 Phase	步距角 Step Angle (deg)	机身厚度 Motor Length (mm)	电阻 Phase Resistance (Ohm)	电感 Phase Inductance (mH)	电流 Phase Current (A)	力矩 Holding Torque (N.m)	重量 Motor Weight (g)
KS-35HYA35L4-101	2	0.9	35	1.6	2.2	1.0	0.15	200

Comment: The length of shaft and parameters can be customized according to customer requirements.

电机性能曲线/Motor Performance Curve





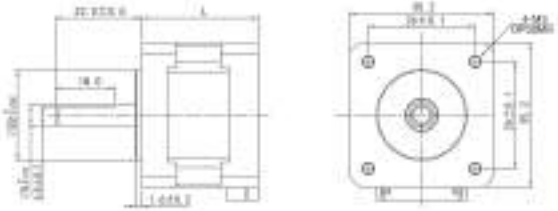

电机尺寸/Dimensional Drawing(mm)



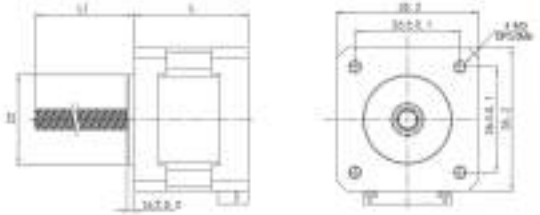

电机尺寸/Dimensional Drawing(mm) 出杆规格: TR6*4(P2), TR6*4 (P2)

电机技术参数/Motor Technical Data

电机型号 Model	相数 Phase	步距角 Step Angle (deg)	机身厚度 Motor Length (mm)	电阻 Phase Resistance (Ohm)	电感 Phase Inductance (mH)	电流 Phase Current (A)	力矩 Holding Torque (N.m)	重量 Motor Weight (g)
KS-35HYB26L4-100	2	1.8	26	1.9	1.9	0.4	0.12	140
KS-35HYB33L4-101	2	1.8	33	3.5	3.6	1	0.2	160
KS-35HYB38L4-102	2	1.8	38	4.5	5.8	1	0.25	180
KS-35HYB48L4-103	2	1.8	48	2.3	2.8	1.2	0.35	190

Comment: The length of shaft and parameters can be customized according to customer requirements.

电机性能曲线/Motor Performance Curve





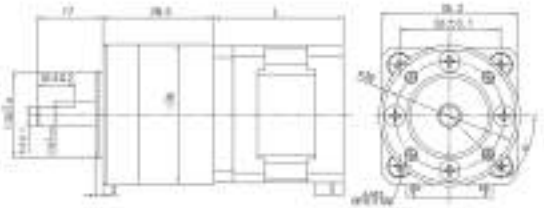

电机尺寸/Dimensional Drawing(mm)

电机技术参数/Motor Technical Data

电机型号 Model	相数 Phase	步距角 Step Angle (deg)	机身厚度 Motor Length (mm)	电阻 Phase Resistance (Ohm)	电感 Phase Inductance (mH)	电流 Phase Current (A)	力矩 Holding Torque (N.m)	重量 Motor Weight (g)
KS-35HYB26L4-100	2	1.8	26	1.9	1.8	0.4	0.12	140
KS-35HYB33L4-101	2	1.8	33	3.5	3.8	1	0.2	160
KS-35HYB38L4-102	2	1.8	38	4.5	5.8	1	0.25	180
KS-35HYB48L4-103	2	1.8	48	2.3	2.8	1.2	0.35	190

减速箱参数/Gear Box specification

减速比 Reduction ratio	5.18	14	19	27	50	82	100	139	189	262	369	516
减速箱级数 Number of gear stages	1	2	2	2	3	3	3	3	4	4	4	4
减速箱长度 Gearbox Length (L)	24.30	30.30	30.30	30.30	36.50	36.50	36.50	36.50	42.70	42.70	42.70	42.70
最大允许转矩 Allowable Torque (N.m)	25.0											
瞬间允许最大扭矩 Instantaneous Allowable Torque (N.m)	60.0											

Comment: The length of shaft and parameters can be customized according to customer requirements.



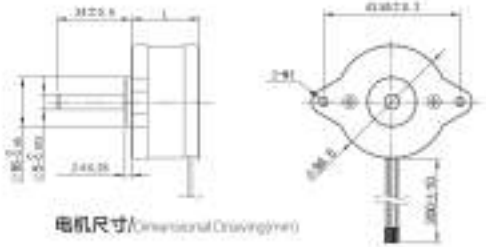

电机尺寸/Dimensional Drawing(mm)

电机技术参数/Motor Technical Data

电机型号 Model	相数 Phase	步距角 Step Angle (deg)	机身厚度 Motor Length (mm)	电阻 Phase Resistance (Ohm)	电感 Phase Inductance (mH)	电流 Phase Current (A)	力矩 Holding Torque (N.m)	重量 Motor Weight (g)
KS-36HYA22L4-100	2	0.9	22	13	20	0.7	0.12	150

Comment: The length of shaft and parameters can be customized according to customer requirements.

电机性能曲线/Motor Performance Curve







电机尺寸/Dimensional Drawing(mm)　丝杆规格：TR8*4(P=2),TR8*4(P=2)

电机技术参数/Motor Technical Data

电机型号 Model	相数 Phase	步距角 Step Angle (deg.)	机身长度 Motor Length (mm)	电阻 Phase Resistance (Ohm)	电感 Phase Inductance (mH)	电流 Phase Current (A)	力矩 Holding Torque (N.m)	重量 Motor Weight (g)
KS-39HYB20L4-100	2	1.8	20	9.8	9.4	0.5	0.1	135
KS-39HYB25L4-101	2	1.8	25	28	35	0.5	0.14	150

Comment: The length of shaft and parameters can be customized according to customer requirements.

电机性能曲线/Motor Performance Curve





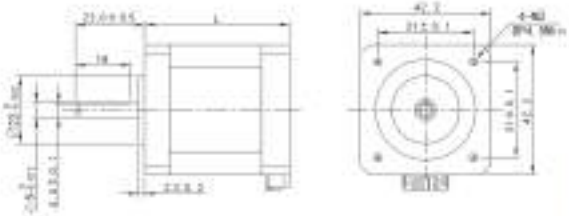

电机尺寸/Dimensional Drawing(mm)



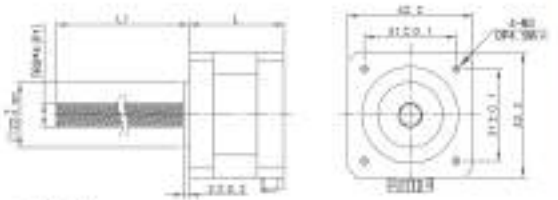

电机尺寸/Dimensional Drawing(mm)　丝杆规格：TR8*4(P=2),TR8*4(P=2)

电机技术参数/Motor Technical Data

电机型号 Model	相数 Phase	步距角 Step Angle (deg.)	机身长度 Motor Length (mm)	电阻 Phase Resistance (Ohm)	电感 Phase Inductance (mH)	电流 Phase Current (A)	力矩 Holding Torque (N.m)	重量 Motor Weight (g)
KS-42HYA33S4-101	2	0.9	33	4	11.4	1	0.25	210
KS-42HYA40S4-101	2	0.9	40	2	5.7	1.5	0.33	250
KS-42HYA48S4-101	2	0.9	48	2.2	7.5	1.5	0.45	400

Comment: The length of shaft and parameters can be customized according to customer requirements.

电机性能曲线/Motor Performance Curve





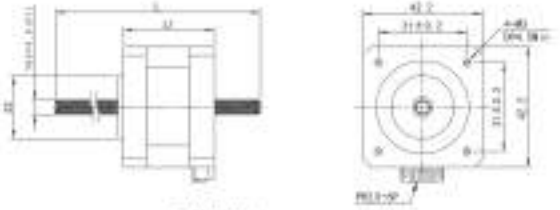

电机尺寸/Dimensional Drawing(mm)



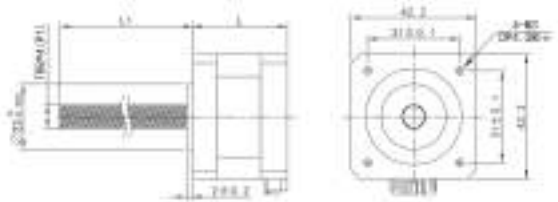

电机尺寸/Dimensional Drawing(mm)　自件规格：TR8*4(P=2)，TR6*4(P=2)

电机技术参数/Motor Technical Data

电机型号 Model	相数 Phase	步距角 Step Angle (deg)	机身厚度 Motor Length (mm)	电阻 Phase Resistance (Ohm)	电感 Phase Inductance (mH)	电流 Phase Current (A)	力矩 Holding Torque (N.m)	重量 Motor Weigh (g)
KS-42HYB2754-101	2	1.8	27	9.5	10	0.8	0.23	180
KS-42HYB3354-101	2	1.8	33	3.2	5.3	1.0	0.33	220
KS-42HYB4054-101	2	1.8	40	1.7	3.7	1.8	0.5	250

Comment: The length of shaft and parameters can be customized according to customer requirements.

电机性能曲线/Motor Performance Curve







电机尺寸/Dimensional Drawing(mm)



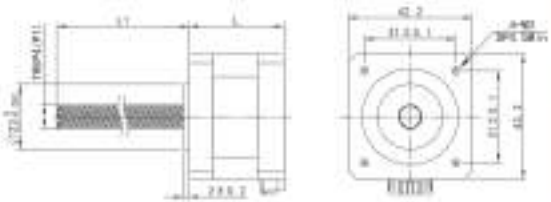

电机尺寸/Dimensional Drawing(mm)　自件规格：TR8*4(P=2)，TR6*4(P=2)

电机技术参数/Motor Technical Data

电机型号 Model	相数 Phase	步距角 Step Angle (deg)	机身厚度 Motor Length (mm)	电阻 Phase Resistance (Ohm)	电感 Phase Inductance (mH)	电流 Phase Current (A)	力矩 Holding Torque (N.m)	重量 Motor Weight (g)
KS-42HYB4854-101	2	1.8	48	1.8	3.8	1.7	0.62	400
KS-42HYB6054-101	2	1.8	60	2.6	6.5	1.5	0.75	450
KS-42HYB6854-101	2	1.8	68	2.2	5.0	2.0	0.9	750

Comment: The length of shaft and parameters can be customized according to customer requirements.

电机性能曲线/Motor Performance Curve

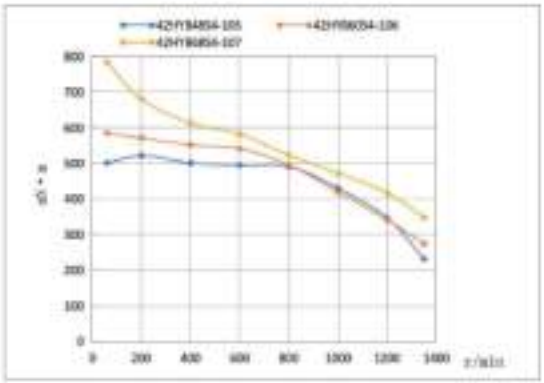



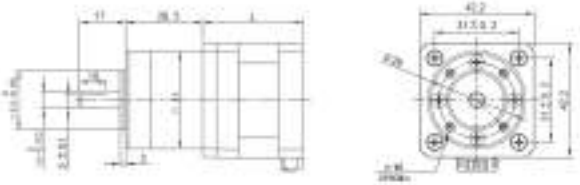

电机尺寸/Dimensional Drawing(mm)

电机技术参数/Motor Technical Data

电机型号 Model	相数 Phase	步距角 Step Angle (deg)	机身长度 Motor Length (mm)	电阻 Phase Resistance (Ohm)	电感 Phase Inductance (mH)	电流 Phase Current (A)	力矩 Holding Torque (N.m)	重量 Motor Weight (g)
KS-42HYB27S4-101	2	1.8	27	9.5	10	0.8	0.23	180
KS-42HYB33S4-101	2	1.8	33	3.2	5.3	1.0	0.33	220
KS-42HYB40S4-101	2	1.8	40	1.7	3.7	1.8	0.5	250

减速箱参数/Gear Box specification

减速比	5.18	14	19	27	50	93	100	139	188	262	369	516
减速箱级数	1	2	2	2	3	3	3	3	4	4	4	4
减速箱长度	34.50	30.30	30.30	30.30	36.50	36.50	36.50	36.50	42.70	42.70	42.70	42.70
最大允许转矩	25.00											
瞬间允许最大扭矩	80.00											

Comment: The length of shaft and parameters can be customized according to customer requirements.



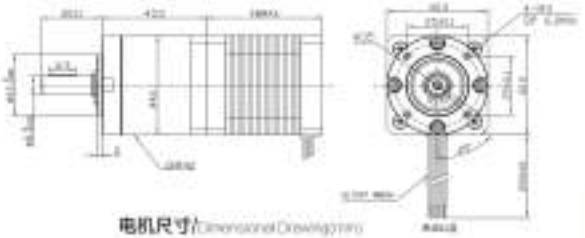

电机尺寸/Dimensional Drawing(mm)

电机技术参数/Motor Technical Data

电机型号 Model	相数 Phase	步距角 Step Angle (deg)	机身长度 Motor Length (mm)	电阻 Phase Resistance (Ohm)	电感 Phase Inductance (mH)	电流 Phase Current (A)	力矩 Holding Torque (N.m)	重量 Motor Weight (g)
KS-42HYB27S4-101	2	1.8	27	9.5	10	0.8	0.23	180
KS-42HYB33S4-101	2	1.8	33	3.2	5.3	1.0	0.33	220
KS-42HYB40S4-101	2	1.8	40	1.7	3.7	1.8	0.5	250

减速箱参数/Gear Box specification

减速比	3.7	5.18	14	19	27	50	100	139				
减速箱级数	1	1	2	2	3	3	3	3				
减速箱长度	34.60	34.60	45.20	45.20	55.80	55.80	55.80	55.80				
最大允许转矩	30.00											
瞬间允许最大扭矩	70.00											

Comment: The length of shaft and parameters can be customized according to customer requirements.







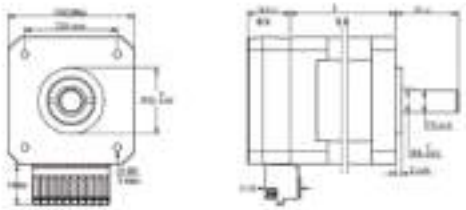

电机尺寸/Dimensional Drawing(mm)

电机技术参数/Motor Technical Data

电机型号 Model	相数 Phase	步距角 Step Angle (deg.)	机身长度 Motor Length (mm)	电阻 Phase Resistance (Ohm)	电感 Phase Inductance (mH)	电流 Phase Current (A)	力矩 Holding Torque (N.m)	重量 Motor Weight (g)
KS-42HYB40L4B-100	2	1.8	40	2.3	4.3	1.5	0.45	280
KS-42HYB48L4B-101	2	1.8	48	1.8	3.2	1.8	0.55	400
KS-42HYB60L4B-102	2	1.8	60	1.5	2.8	1.7	0.75	500

Comment: The length of shaft and parameters can be customized according to customer requirements.

编码器性能/Encoder performance





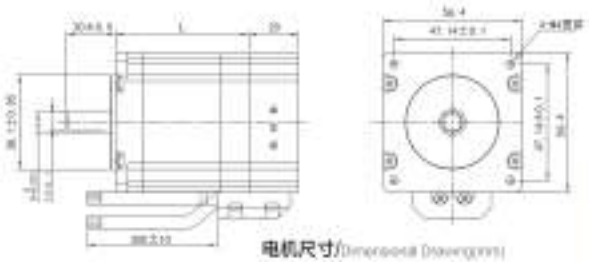

电机尺寸/Dimensional Drawing(mm)



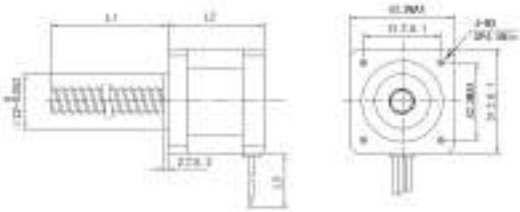

电机尺寸/Dimensional Drawing(mm)

电机技术参数/Motor Technical Data

电机型号 Model	相数 Phase	步距角 Step Angle (deg.)	机身长度 Motor Length (mm)	电阻 Phase Resistance (Ohm)	电感 Phase Inductance (mH)	电流 Phase Current (A)	力矩 Holding Torque (N.m)	重量 Motor Weight (g)
KS-57HYB41L4B-100	2	1.8	41	1.2	1.7	2.5	0.7	450
KS-57HYB54L4B-101	2	1.8	54	1.2	3.3	3.0	1.3	700
KS-57HYB76L4B-102	2	1.8	76	0.6	2.0	3.0	2.0	1000

Comment: The length of shaft and parameters can be customized according to customer requirements.

电机性能曲线/Motor Performance Curve

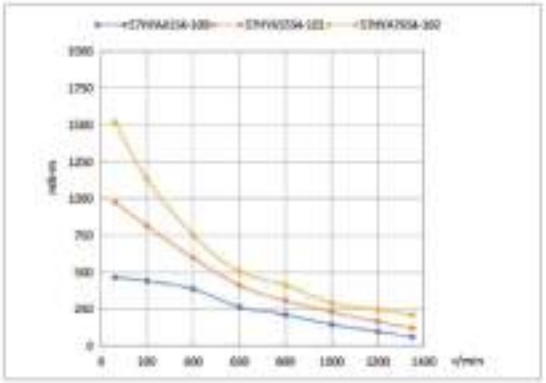



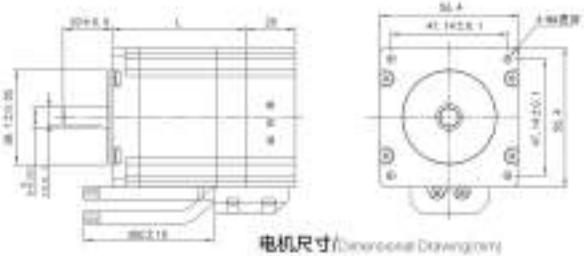

电机尺寸/Dimensional Drawing(mm)



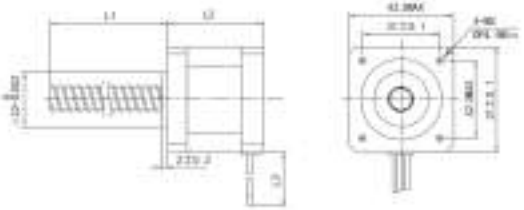

电机尺寸/Dimensional Drawing(mm)

电机技术参数/Motor Technical Data

电机型号 Model	相数 Phase	步距角 Step Angle (deg)	机身长度 Motor Length (mm)	电阻 Phase Resistance (Ohm)	电感 Phase Inductance (mH)	电流 Phase Current (A)	力矩 Holding Torque (N.m)	重量 Motor Weight (g)
KS-57HYB41L4B-100	2	1.8	41	1.2	1.7	2.5	0.7	450
KS-57HYB54L4B-101	2	1.8	54	1.2	3.3	3.0	1.3	700
KS-57HYB76L4B-102	2	1.8	76	0.8	2.0	3.0	2.0	1000

Comment: The length of shaft and parameters can be customized according to customer requirements.

电机性能曲线/Motor Performance Curve







电机尺寸/Dimensional Drawing(mm)



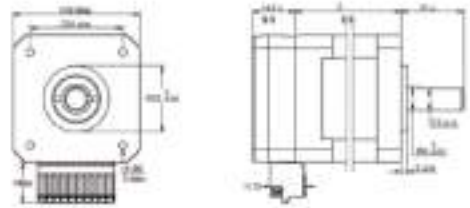

电机技术参数/Motor Technical Data

电机型号 Model	相数 Phase	步距角 Step Angle (deg)	机身长度 Motor Length (mm)	电阻 Phase Resistance (Ohm)	电感 Phase Inductance (mH)	电流 Phase Current (A)	力矩 Holding Torque (N.m)	重量 Motor Weight (g)
KS-57HYB41L4B-100	2	0.9	41	2.6	9.2	0.7	0.6	430
KS-57HYB55L4B-101	2	0.9	55	3.1	21	1.3	1.2	850
KS-57HYB78L4B-102	2	0.9	78	4.3	29	2.0	1.7	1000

Comment: The length of shaft and parameters can be customized according to customer requirements.

编码器性能/Encoder performance





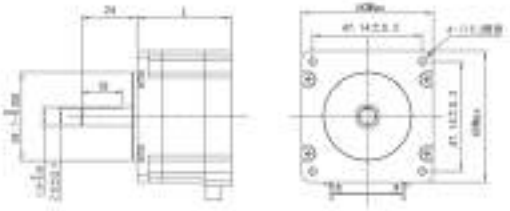

电机尺寸/Dimensional Drawing(mm)

电机技术参数/Motor Technical Data

电机型号 Model	相数 Phase	步距角 Step Angle (deg)	机体长度 Motor Length (mm)	相电阻 Phase Resistance (Ohm)	相电感 Phase Inductance (mH)	相电流 Phase Current (A)	力矩 Holding Torque (N.m)	重量 Motor Weight (g)
KS-60HY855L4-100	2	1.8	55	0.6	2.3	3.0	1.7	850
KS-60HY876L4-100	2	1.8	76	1.0	3.8	4.0	2.1	1150

Comment: The length of shaft and parameters can be customized according to customer requirements.

电机性能曲线/Motor Performance Curve





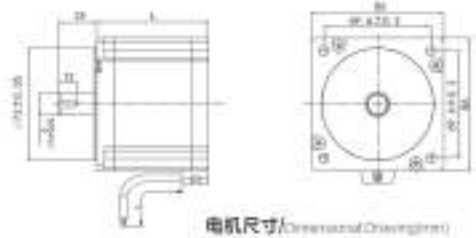

电机尺寸/Dimensional Drawing(mm)

电机技术参数/Motor Technical Data

电机型号 Model	相数 Phase	步距角 Step Angle (deg)	机体长度 Motor Length (mm)	相电阻 Phase Resistance (Ohm)	相电感 Phase Inductance (mH)	相电流 Phase Current (A)	力矩 Holding Torque (N.m)	重量 Motor Weight (g)
KS-86HYB80L4-101	2	1.8	80	0.3	2.9	6	4.5	2700
KS-86HYB118L4-102	2	1.8	118	0.6	6.0	6	9.0	4100
KS-86HYB156L4-103	2	1.8	156	0.9	11	6	12	6000

Comment: The length of shaft and parameters can be customized according to customer requirements.

电机性能曲线/Motor Performance Curve





电机尺寸/Dimensional Drawing(mm)

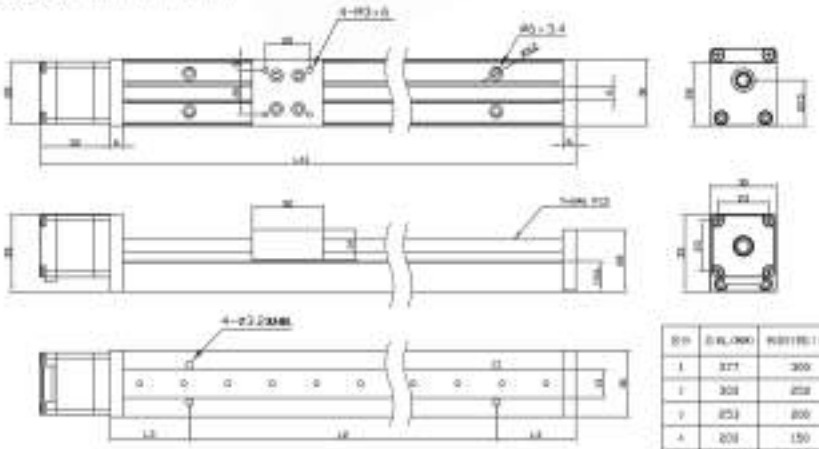

型号	D.BL.(MM)	电机长度(mm)
1	377	300
2	303	250
3	253	200
4	203	150
5	153	100
6	103	50

电机技术参数/Motor Technical Data

电机型号 Model	相数 Phase	步距角 Step Angle (deg)	机身深度 Motor Length (mm)	电阻 Phase Resistance (Ohm)	电感 Phase Inductance (mH)	电流 Phase Current (A)	力矩 Holding Torque (N.m)	重量 Motor Weight (g)
KS-28HYB32L4-110	2	1.8	32	2.8	2.2	0.87	0.07	275

Comment: The length of shaft and parameters can be customized according to customer requirements.

特点/Characteristic

- MAGNETIC
- AL HOUSING
- INCREMENTAL
- 3.3~5V POWER SUPPLY

应用/Application

- 20mm STEPPER MOTOR
- ROBOT/MACHINE

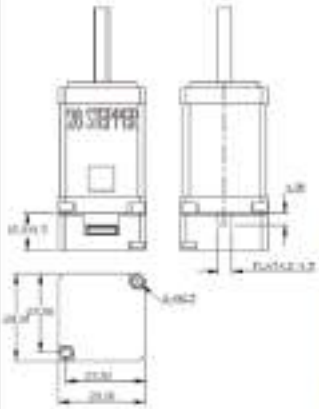

输出相 OUTPUTS



A,B相位差 A,B Phase Diff. : 1/4T ± 1/8T
PPR(Pulse Per Revolution): 每转脉冲数
1脉冲宽度 = 1T

线色定义 WIRE DEF.

- L=100mm 注:从电机输出轴(前轴)看进去,逆时针(CCW)方向

线数 LINE NO	紫 PURPLE	蓝 BLUE	绿 GREEN	橙 ORANGE	黄 YELLOW	白 WHITE	黑 BLACK	红 RED
5	VDD	END		A		B	Z	
A	VDD	END	A-	A	B-	B		
B	VDD	END	A-	A	B-	B	Z	Z-

螺丝长度 SCREW LENGTH



编码器接插件端子:
SH1.0MM 6P 卧贴连接器

型号/Model

RY20R

类型 TYPE	分辨率 RESOLUTION	输出 OUTPUT	输出信号 OUTPUT SIGNAL	线数 WIRE NO.
H: 垂直型	01: 50 PPR	V: 电压	20: ABZ (+,-)	8
R: 后置型	02: 100 PPR	C: 互补	30: AB (+,-)	6
RA: 后置型	03: 200 PPR		60: ABZ	5
	04: 500 PPR		70: AB	4
	05: 512 PPR			
	06: 1000 PPR			
	07: 1024 PPR			
	08: 2000 PPR			
	09: 2048 PPR			
	10: 2500 PPR			
	11: 300 PPR			

Characteristic

- ABZ differential magnetic encoder
- 100~2500 PPR incremental type

Application

- 35 mm stepper motor
- 3.3~5V power supply

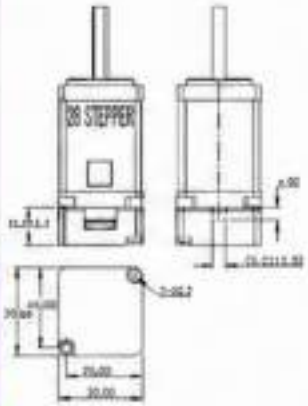

Outputs



A,B phase difference: 1/4T ± 1/8T
PPR(Pulse Per Revolution): pulses per revolution
1pulse width = 1T

Wire Definition

View from the motor outputshaft(frontshaft)side, counterclockwise (CCW) direction

Wire No.	PURPLE	BLUE	GREEN	ORANGE	YELLOW	WHITE	BLACK	RED
5	VDD	GND	A-	A	B-	B	Z	
6	VDD	GND	A-	A	B-	B		
8	VDD	GND	A-	A	B-	B	Z	Z-

Screw Length



Encoder connector terminal:
SH1.0MM 8P side-entry connector

Model

RY28R □ □ □ □ □ □

TYPE	RESOLUTION	OUTPUT	OUTPUT SIGNAL	WIRE NO.
H: High torque type	01: 50 PPR	V: Voltage	20: ABZ (+,-)	8
	02: 100 PPR	C: Open collector	30: AB (+,-)	6
	03: 200 PPR		50: ABZ	5
R: Standard type	04: 500 PPR		70: AB	4
	05: 512 PPR			
	06: 1000 PPR			
	07: 1024 PPR			
	08: 2000 PPR			
	09: 2048 PPR			
	10: 2500 PPR			

Summary

The RS7238 series is a dual-channel encoder PCBA solution designed for stepper motors and DC motors. It is suitable for 42 mm motors. When used with our dedicated code disk, the typical RS7238B model can output 1000 pulses of AB signals. It can be used in embroidery sewing machines, CNC machine tools, robots, and automation equipment.



Selection Guide

The RS7238 series offers multiple options. The selection guide is as follows:

RS7238 □ □ □ □

F - 256 P - 600	H - 400 B - 1000	A - 500 W - 2500	L - differtial output D - voltage output	S - shaft: 5mm 8 - shaft: 8mm	0 - without cover 1 - with cover

External Dimensions

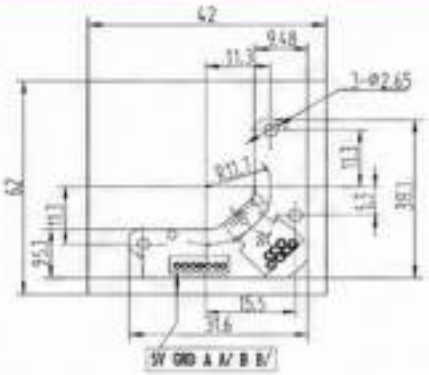

Installation Diagram

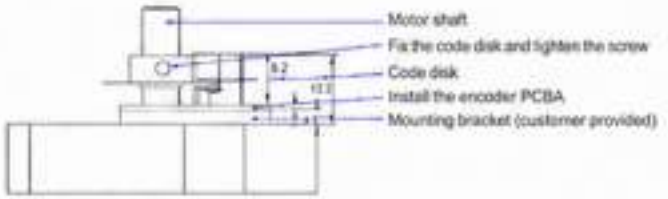

RS7238B-LB-1



Characteristics/Characteristic

- PI control algorithm, low noise, low vibration, and low heat generation;
- Signal input: single-ended, pulse + direction, and dual-pulse modes;
- Built-in microstepping: power supply up to DC 48V;
- Convenient current setting with 16 selectable levels; peak output current up to 2.2A; current is reduced by half after 1 second at standstill;
- Factory default maximum microstep is 128; 16 levels adjustable and customizable to customer requirements;
- Optically isolated differential signal input; maximum input pulse frequency up to 300 kHz;
- With overvoltage, undervoltage, phase-current overcurrent protection, and motor phase open-circuit detection;
- Pulse, direction, and enable terminals all have constant-current input, and can be connected directly to the input signal without an external series resistor for current limiting;
- High reliability: adopts a multilayer PCB design with sufficient margin for power components.

Suitable for 20, 28, 35, 39, and 40 mm two-phase stepper motors with 4, 6, or 8 wires

Summary/Summary

The DN2522M two-phase stepper motor driver is a cost-effective microstepping driver designed based on a PI current-control algorithm. It delivers excellent performance, high-speed and high-torque output, low noise, low vibration, and low heat generation.

The DN2522M driver allows the operating current and microstepping to be selected through DIP switches, with 16 microstep options and 16 current settings. It features overvoltage, undervoltage, phase-current protection, and total-current protection. Its input and output control signals are optically isolated.

Performance index

1. Electrical indicators

Description	Min.	Typical	Max.	Unit
Output current (peak)	0.2	–	2.2	A
Supply voltage	24	24	48	VDC
Control signal current	6	10	16	mA
Step pulse frequency	0	–	300	KHz
Step pulse width	2	–	–	us
Direction signal width	100	–	–	us
Undervoltage protection	–	7.5	–	VDC
Overvoltage protection	–	52	–	VDC
Driver initialization time	2	–	–	s
Insulation resistance	500	–	–	MΩ

2. Environmental indicators

Cooling method	Natural cooling or forced-air cooling	
Operating environment	Condition	Keep away from heating equipment. Avoid dust, oil mist, corrosive gases, high humidity, and strong vibration. Do not use where flammable gases or conductive dust are present.
	Temperature	0~+50°C
	Humidity	40~90%RH
	Vibration	10~55Hz/0.15mm
Storage temperature		-20°C~65°C
Weight		180g

Dimensional drawing

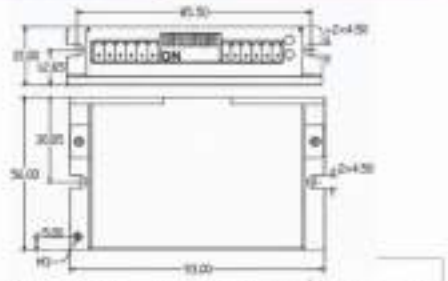

Note
1. Do not reverse the power supply connection; the input voltage should not exceed DC48V.
2. The green indicator light turns on when the driver is powered.

Wiring diagram



Brushless Motor Structure





功能说明/Function Description

正反转功能	Forward and reverse functions	CW/CCW
信号输出功能	Signal output function	FG Signal
调速调速功能	Pulse width modulation function	PWM Control
保护	Protection	堵转保护 Locked Rotor Protection 过流保护 Overcurrent protection
电机寿命	Motor life	~5000H
用途	Application	可配减速箱，编码器，刹车器

电机尺寸/Dimensional Drawing(mm)

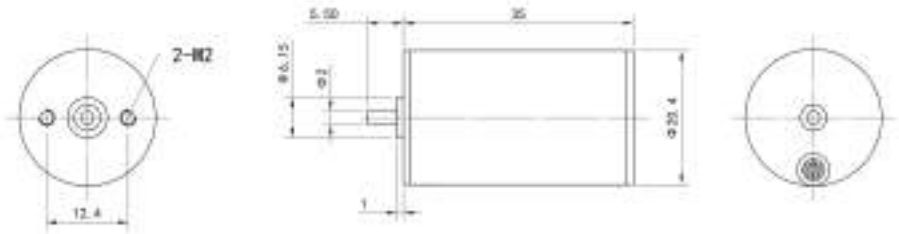

电机技术参数/Motor Technical Data

型号	额定电压	空载 No-load		额定 Rated				堵转 Stall		特征参数 Parameters		
	Rated Voltage	转速 Speed	电流 Current	力矩 Torque	转速 Speed	电流 Current	功率 Power	力矩 Torque	电流 Current	转矩常数 Torque Constant	转速常数 Speed Constant	速度特征常数 Speed Constant
Model	V	RPM	A	gf.cm	RPM	A	W	gf.cm	A	gf.cm/A	RPM/V	RPM/gf.cm
ABJ2035-12HH1	12	7000	0.14	125.0	6000	0.9	11	560	6.00	100	600	7.4
ABJ2035-24HH1	24	9500	0.15	132.0	7800	0.7	17	785	3.91	234	414	12.4

电机性能曲线/Motor Performance Curve







减速箱参数/Gear Technical

级数		0.36																	
级数		10/13																	
出线方		20° 20°																	
级数	Series	1		2			3				4								
减速比	Reduction ratio	4.33	5.4	19	23.4	29	84	104	126	157	370	455	568	696	852				
长度	L	16.3		20.5			34.7				39.8								
额定扭矩	Rated torque	1.2		2.1			2.8				3.1								
额定输出扭矩	Rated output torque	2.6		3.8			5.2				6.1								
效率	Efficiency	90		85			80				80								
输出轴直径	Output shaft	4.5																	

电机尺寸/Dimensional Drawing(mm)

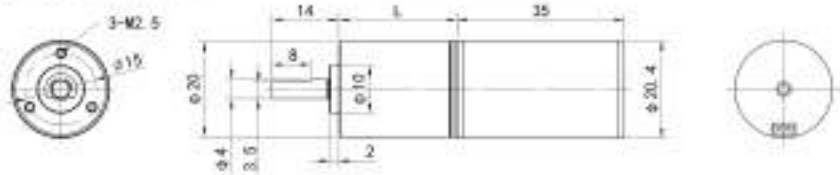

电机技术参数/Motor Technical Data

型号	ABJ2035-12HH1								ABJ2035-24HH1							
额定电压	12V								24V							
	空载 No-load		额定 Rated				堵转 Stall		空载 No-load		额定 Rated				堵转 Stall	
	转速 Speed	电流 Current	力矩 Torque	转速 Speed	电流 Current	功率 Power	力矩 Torque	电流 Current	转速 Speed	电流 Current	力矩 Torque	转速 Speed	电流 Current	功率 Power	力矩 Torque	电流 Current
	RPM	A	gf.cm	RPM	A	W	gf.cm	A	RPM	A	gf.cm	RPM	A	W	gf.cm	A
	7000	0.14	125	6000	0.90	11	900	6.00	9500	0.15	132	7800	0.70	17	785	3.91

减速电机技术参数/Motor Technical Data

型号	ABJ2035-20GP-12HH1								ABJ2035-20GP-24HH1							
额定电压	12V								24V							
减速比	空载 No-load		额定 Rated				效率 Efficiency	长度 L	空载 No-load		额定 Rated				效率 Efficiency	长度 L
Reduction ratio	转速 Speed	电流 Current	力矩 Torque	转速 Speed	电流 Current	功率 Power			转速 Speed	电流 Current	力矩 Torque	转速 Speed	电流 Current	功率 Power		
	RPM	A	kgf.cm	RPM	A	W	%	mm	RPM	A	kgf.cm	RPM	A	W	%	mm
4.33	1598	0.10	0.43	1370	0.8	11	80	51.3	2198	0.10	0.60	1781	0.70	17	68	51.3
5.4	1298	0.10	0.54	1111	0.8	11			1739	0.10	0.57	1444	0.70	17		
19	368	0.10	1.68	316	0.8	11			508	0.10	1.96	411	0.70	17		
23.5	297	0.10	2.07	254	0.8	11	70	55.5	403	0.10	2.42	331	0.70	17	79	55.5
29	241	0.10	2.04	207	0.8	11			328	0.10	2.68	280	0.70	17		
84	83	0.10	3.18	71	0.8	11			112	0.10	3.93	93	0.70	17		
104	67	0.10	3.18	85	0.8	11			91	0.10	3.93	75	0.70	17		
129	55	0.10	3.18	47	0.8	11	60	59.7	74	0.10	3.93	61	0.70	17	59	59.7
157	45	0.10	3.18	38	0.8	11			61	0.10	3.93	50	0.70	17		
378	19	0.10	3.18	16	0.8	11			26	0.10	3.93	21	0.70	17		
455	15	0.10	3.18	13	0.8	11			21	0.10	3.93	17	0.70	17		
568	13	0.10	3.18	11	0.8	11	50	63.8	17	0.10	3.93	14	0.70	17	38	63.8
708	10	0.10	3.18	9	0.8	11			14	0.10	3.93	11	0.70	17		
852	8	0.10	3.18	7	0.8	11			11	0.10	3.93	8	0.70	17		



功能说明/Function Description

正反转功能	Forward and Reverse Control	CW/CCW
信号输出功能	Speed Signal Output	FG Signal
速度调速功能	Pulse width Speed Regulation Control	PWM Control
保护	Protection	堵转保护 Locked Rotor Protection 过流保护 Overcurrent Protection
电机寿命	Motor life	~5000H
备注	Comparation	可配减速箱，编码器，刹车器 Optional gear box, encoder, brake

电机尺寸/Dimensional Drawing(mm)

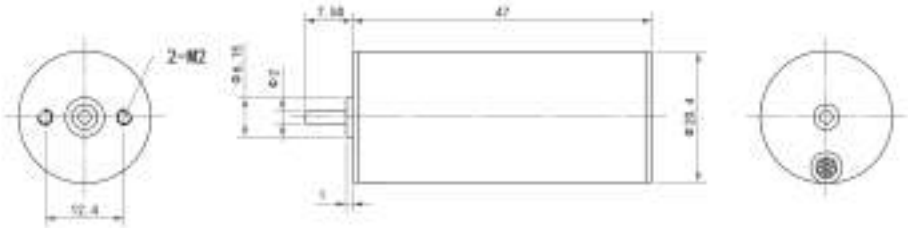

电机技术参数/Motor Technical Data

型号	额定电压	空载 No-load			额定 Rated			堵转 Stall		特征参数 Parameters		
	Rated Voltage	转速 Speed	电流 Current	力矩 Torque	转速 Speed	电流 Current	功率 Power	力矩 Torque	电流 Current	转矩常数 Torque Constant	转速常数 Speed Constant	速度特征常数 Speed Characteristic Constant
Model	V	RPM	A	gf.cm	RPM	A	W	gf.cm	A	gf.cm/A	RPM/V	RPM/gf.cm
ABJ2047-12HH1	12	8000	0.16	135.0	6900	1.1	13	1000	7.50	140	682	7.8
ABJ2047-24HH1	24	8200	0.19	165.0	7600	0.99	24	1115	4.80	242	356	8.2

电机性能曲线/Motor Performance Curve



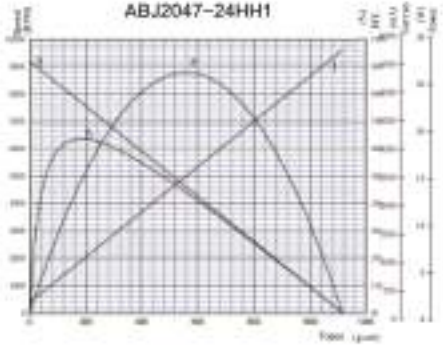



减速箱参数/Gear Technical

级数	0.35													
齿轮	13/13													
长度	20-28?													
级数	1			2			3				4			
减速比	4.38	5.4	10	23.8	29	84	104	129	159?	370	455	560	690	850
长度	16.8			20.8			24.7				28.6			
额定力矩	1.2			2.1			2.5				3.1			
瞬间最大力矩	2.4			3.6			4.2				5.1			
效率	80			75			65				55			
额定输出功率	4.0													

电机尺寸/Dimensional Drawing(mm)

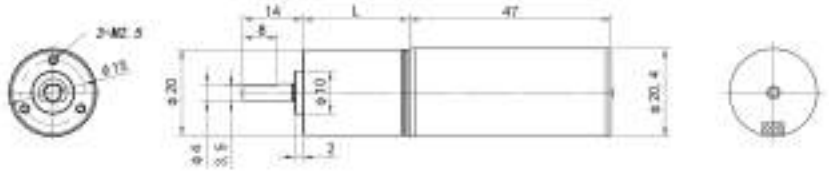

电机技术参数/Motor Technical Data

型号	ABJ2047-12HH1								ABJ2047-24HH1							
额定电压	12V								24V							
	空载 No-load		额定 Rated				堵转 Stall		空载 No-load		额定 Rated				堵转 Stall	
	转速 Speed	电流 Current	力矩 Torque	转速 Speed	电流 Current	功率 Power	力矩 Torque	电流 Current	转速 Speed	电流 Current	力矩 Torque	转速 Speed	电流 Current	功率 Power	力矩 Torque	电流 Current
	RPM	A	gf.cm	RPM	A	W	gf.cm	A	RPM	A	gf.cm	RPM	A	W	gf.cm	A
	8000	0.16	135	6900	1.10	13	1000	7.50	8200	0.19	165	7600	1.00	24	700	3.80

减速电机技术参数/Motor Technical Data

型号	ABJ2047-20GP-12HH1								ABJ2047-20GP-24HH1							
额定电压	12V								24V							
减速比	空载 No-load		额定 Rated				效率 Efficiency	长度 L	空载 No-load		额定 Rated				效率 Efficiency	长度 L
	转速 Speed	电流 Current	力矩 Torque	转速 Speed	电流 Current	功率 Power			转速 Speed	电流 Current	力矩 Torque	转速 Speed	电流 Current	功率 Power		
	RPM	A	kgf.cm	RPM	A	W	%	mm	RPM	A	kgf.cm	RPM	A	W	%	mm
4.38	1826	0.16	0.47	1575	1.1	13	80	65.3	2160	0.2	0.68	1796	1.00	24	80	65.3
5.4	1481	0.16	0.58	1278	1.1	13			1704	0.2	0.88	1457	1.00	24		
10	801	0.16	1.80	691	1.1	13			884	0.2	2.48	808	1.00	24		
23.8	359	0.16	2.23	282	1.1	13	70	67.3	390	0.2	3.08	322	1.00	24	70	67.3
29	295	0.16	2.74	235	1.1	13			517	0.2	3.10	362	1.00	24		
84	85	0.16	3.10	83	1.1	13			140	0.2	3.10	99	1.00	24		
104	77	0.16	3.10	66	1.1	13			99	0.2	3.10	73	1.00	24		
129	62	0.16	3.10	54	1.1	13	60	71.7	72	0.2	3.10	59	1.00	24	60	71.7
157	51	0.16	3.10	44	1.1	13			55	0.2	3.10	48	1.00	24		
200	32	0.16	3.10	28	1.1	13			35	0.2	3.10	21	1.00	24		
455	16	0.16	3.10	15	1.1	13			28	0.2	3.10	17	1.00	24		
560	14	0.16	3.10	12	1.1	13	50	75.8	16	0.2	3.10	14	1.00	24	50	75.8
690	12	0.16	3.10	10	1.1	13			13	0.2	3.10	11	1.00	24		
860	9	0.16	3.10	8	1.1	13			11	0.2	3.10	9	1.00	24		



减速箱参数/Gear Technical

| | | |



功能说明/Function Description

正反转控制	CW/CCW
信号输出功能	FG Signal
速度调速功能	PWM Control
保护	堵转保护 Locked Rotor Protection 过流保护 Overcurrent protection
电机寿命	~5000H
组合	可配减速箱、编码器、刹车器

电机尺寸/Dimensional Drawing(mm)

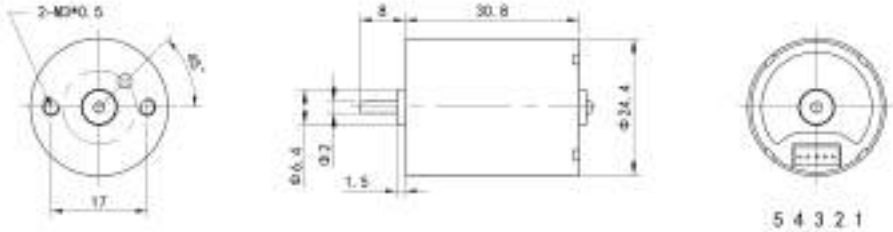

电机技术参数/Motor Technical Data

型号 Model	额定电压 Rated Voltage	空载 No-load		额定 Rated				堵转 Locked		特征参数 Parameters		
		转速 Speed	电流 Current	力矩 Torque	转速 Speed	电流 Current	功率 Power	力矩 Torque	电流 Current	转矩常数 Torque Constant	反电势常数 Speed Constant	速度刚度 Speed Stiffness
	V	RPM	A	gf.cm	RPM	A	W	gf.cm	A	gf.cm/A	RPM/V	RPM/gf.cm
ABL2430-12HH1	12	6000	0.12	80.0	4990	0.6	7.2	466	2.70	183	524	12.9
ABL2430-24HH1	24	6000	0.06	120.0	5290	0.4	9.6	930	2.60	378	256	6.4

电机性能曲线/Motor Performance Curve

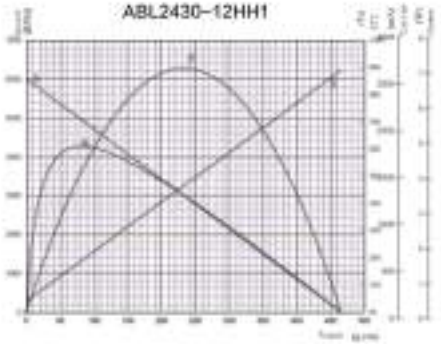

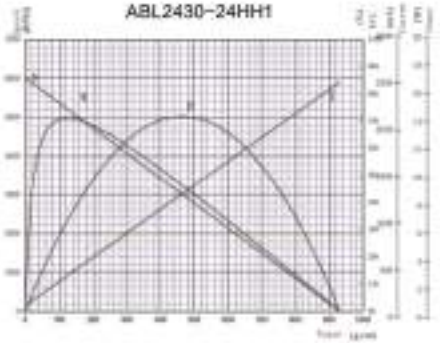



减速箱参数/Gear Technical

| | | | |



减速箱参数/Gear Technical

级数		0.5/0.6											
级数		3						4					
减速比		32	52	85	100	155	200	388	497	570	800	990	1013
长度		46											
额定力矩	kgf.cm	8											
最高允许力矩	kgf.cm	15											
效率	Efficiency	50											
输出轴径向	Output shaft	6.0											

电机尺寸/Dimensional Drawing(mm)

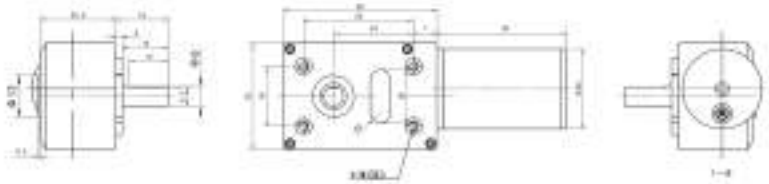

电机技术参数/Motor Technical Data

型号 Model	ABJ2439-12HH1						ABJ2439-24HH1					
额定电压 Voltage	12V						24V					
	空载 No-load		额定 Rated				空载 No-load		额定 Rated			
	转速 Speed	电流 Current	转速 Speed	电流 Current	力矩 Torque	功率 Power	转速 Speed	电流 Current	转速 Speed	电流 Current	力矩 Torque	功率 Power
	RPM	A	RPM	A	kgf.cm	W	RPM	A	RPM	A	kgf.cm	W
	7200	0.18	6480	1.10	14	90	7200	0.08	6480	0.50	14	90

减速电机技术参数/Motor Technical Data

型号 Model	ABJ2439-4632GF-12HH1								ABJ2439-4632GF-24HH1							
额定电压 Voltage	12V								24V							
减速比 Reduction ratio	空载 No-load		额定 Rated				效率 Efficiency	长度 L	空载 No-load		额定 Rated				效率 Efficiency	长度 L
	转速 Speed	电流 Current	力矩 Torque	转速 Speed	电流 Current	功率 Power			转速 Speed	电流 Current	力矩 Torque	转速 Speed	电流 Current	功率 Power		
	RPM	A	kgf.cm	RPM	A	W	%	mm	RPM	A	kgf.cm	RPM	A	W	%	mm
32	234	0.18	2.16	200	1.2	14	50	49	203	0.07	2.32	178	0.50	12	50	49
52	144	0.18	3.51	125	1.2	14			125	0.07	3.77	110	0.50	12		
85	115	0.18	4.39	98	1.2	14			100	0.07	4.71	88	0.50	12		
100	75	0.18	6.75	64	1.2	14			65	0.07	7.25	57	0.50	12		
155	48	0.18	0.00	41	1.2	14			42	0.07	0.00	37	0.50	12		
200	38	0.18	0.00	32	1.2	14			33	0.07	0.00	29	0.50	12		
338	22	0.18	0.00	19	1.2	14			19	0.07	0.00	17	0.50	12		
497	16	0.18	0.00	14	1.2	14			14	0.07	0.00	12	0.50	12		
570	13	0.18	0.00	11	1.2	14			11	0.07	0.00	10	0.50	12		
800	13	0.18	0.00	11	1.2	14			11	0.07	0.00	10	0.50	12		
990	8	0.18	0.00	6	1.2	14			7	0.07	0.00	6	0.50	12		
1013	7	0.18	0.00	6	1.2	14			6	0.07	0.00	6	0.50	12		



功能说明/Function Description

正反转功能	CW/CCW
信号输出功能	FG Signal
速度调速功能	PWM Control
保护	堵转保护 Locked Rotor Protection 过流保护 Overcurrent protection
电机寿命	~5000H
组合	可配减速箱，编码器，刹车器

电机尺寸/Dimensional Drawing(mm)

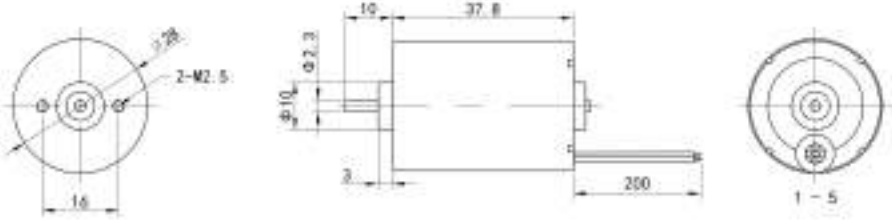

电机技术参数/Motor Technical Data

型号	额定电压	空载 No-load		额定 Rated				堵转 Stall		特征参数 Parameters		
								力矩 Torque		转矩常数	转速常数	速度调节系数
Model	V	RPM	A	gf.cm	RPM	A	W	gf.cm	A	gf.cm/A	RPM/V	RPM/gf.cm
ABL2838-12HH1	12	6200	0.2	260.0	3700	0.9	10	1600	8.00	216	442	3.1
ABL2838-24HH1	24	8800	0.3	250.0	6100	1.1	29	2500	11.00	263	367	2.9

电机性能曲线/Motor Performance Curve

ABL2838-12HH1

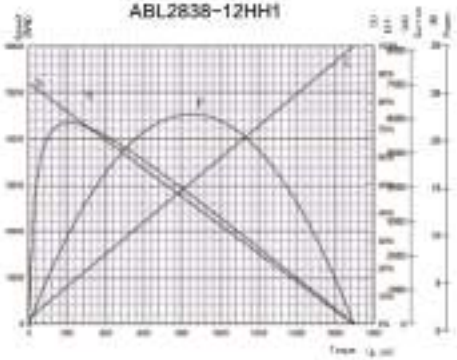

ABL2838-24HH1





减速箱参数/Gear Technical

级数		1			2			3						4		
减比		3.7	5.2	13.7	19	27	51	71	100	139	195	283	370	528	731
长度	L1	27.3			35.4			43.5					54.6			
额定扭矩	N.m	5			15			30					50			
瞬间最大扭矩	N.m	15			45			90					150			
效率	%	90			70			60					50			
减速箱重量	kg	0.3														

电机尺寸/Dimensional Drawing(mm)

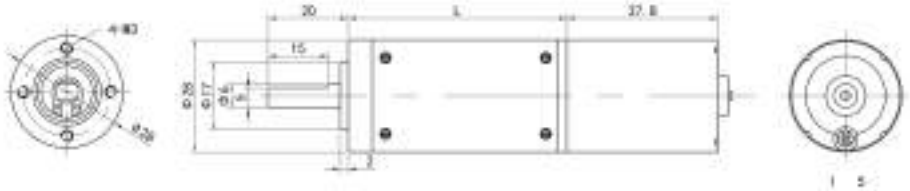

电机技术参数/Motor Technical Data

型号 Model	ABL2838-12HH1						ABL2838-24HH1					
额定电压 Voltage	12V						24V					
	空载 No-load		额定 Rated			堵转 Stall	空载 No-load		额定 Rated			堵转 Stall
	转速 Speed	电流 Current	力矩 Torque	转速 Speed	电流 Current	力矩 Torque	转速 Speed	电流 Current	力矩 Torque	转速 Speed	电流 Current	力矩 Torque
	RPM	A	gf.cm	RPM	A	gf.cm	RPM	A	gf.cm	RPM	A	gf.cm
	5250	0.28	280	3750	0.80	1900	10500	0.30	280	8100	1.10	3800

减速电机技术参数/Motor Technical Data

型号 Model	ABL2838-28GP-12HH1								ABL2838-28GP-24HH1							
额定电压 Voltage	12V								24V							
减速比 Reduction ratio	空载 No-load		额定 Rated				效率 Efficiency	长度 L	空载 No-load		额定 Rated				效率 Efficiency	长度 L
	转速 Speed	电流 Current	力矩 Torque	转速 Speed	电流 Current	功率 Power			转速 Speed	电流 Current	力矩 Torque	转速 Speed	电流 Current	功率 Power		
	RPM	A	kgf.cm	RPM	A	W	%	mm	RPM	A	kgf.cm	RPM	A	W	%	mm
3.7	1405	0.2	0.59	730	0.9	10	80	85.1	2324	0.3	0.74	1648	1.20	28	80	85.1
5.2	1000	0.2	0.83	510	0.9	10			1654	0.3	1.04	1173	1.20	28		
13.7	378	0.2	1.69	197	0.9	10			626	0.3	2.40	446	1.20	28		
19.2	271	0.2	2.03	141	0.9	10	70	73.3	448	0.3	3.36	318	1.20	28	70	73.3
27	193	0.2	2.79	100	0.9	10			319	0.3	4.73	226	1.20	28		
38.5	135	0.2	3.96	70	0.9	10			178	0.3	7.88	121	1.20	28		
71	73	0.2	6.52	38	0.9	10	60	81.3	121	0.3	10.65	86	1.20	28	60	81.3
100	52	0.2	12.09	27	0.9	10			86	0.3	15.08	61	1.20	28		
139	37	0.2	15.68	19	0.9	10			62	0.3	20.66	44	1.20	28		
181.3	28	0.2	18.73	14	0.9	10			46	0.3	23.44	33	1.20	28		
253	20	0.2	26.58	10	0.9	10			33	0.3	32.68	23	1.20	28		
370	14	0.2	37.09	7	0.9	10	50	82.4	23	0.3	45.25	15	1.20	28	50	82.4
528	10	0.2	50.08	5	0.9	10			17	0.3	50.08	12	1.20	28		
731	7	0.2	50.08	4	0.9	10			13	0.3	50.08	9	1.20	28		



功能说明/Function Description

正反转功能		CW/CCW
信号输出功能		FG Signal
调速调速功能		PWM Control
保护		堵转保护 过流保护
电机寿命		~5000H
组合		可配减速箱、编码器、刹车器

电机尺寸/Dimensional Drawing(mm)

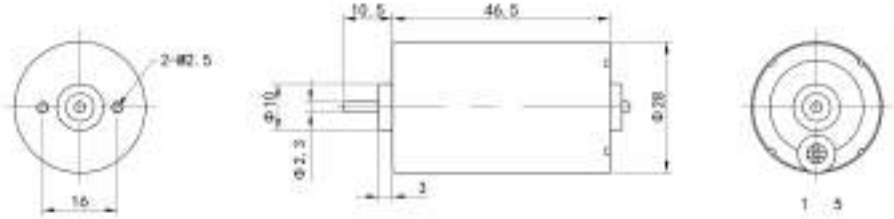

电机技术参数/Motor Technical Data

型号	额定电压	空载 No-load		额定 Rated				堵转 Stall		特征参数 Characteristics		
	Rated voltage	转速 Speed	电流 Current	力矩 Torque	转速 Speed	电流 Current	功率 Power	力矩 Torque	电流 Current	转矩常数 Torque constant	转速常数 Speed constant	速度调节常数 Speed constant
Model	V	RPM	A	gf.cm	RPM	A	W	gf.cm	A	gf.cm/A	RPM/V	RPM/kgf.cm
ABL2847-12HH1	12	3500	0.16	250.0	3031	1.0	12	2085.4	6.70	320.5	266	1.7
ABL2847-24HH1	24	9500	0.18	300.0	7800	1.2	29	1668.3	7.30	238	408	5.6

电机性能曲线/Motor Performance Curve

ABL2847-12HH1



ABL2847-24HH1





减速箱参数/Gear Technical

级数		1		2		3				4				
减速比		3.7	5.2	13.7	19	27	51	71	100	139	193	353	378	520	731
长度	L	27.3		35.4			43.5						54.6		
额定力矩	kgf.cm	5		15			30						50		
瞬间最大力矩	kgf.cm	15		40			80						150		
效率	%	80		70			60						50		
重量	g	4.0													

电机尺寸/Dimensional Drawing(mm)

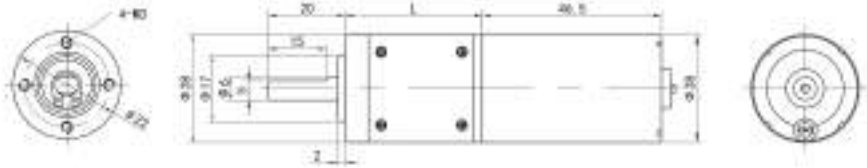

电机技术参数/Motor Technical Data

型号	额定电压	空载 No-load		额定 Rated				堵转 Lock		空载 No-load		额定 Rated				堵转 Lock	
		转速 Speed	电流 Current	力矩 Torque	转速 Speed	电流 Current	功率 Power	力矩 Torque	电流 Current	转速 Speed	电流 Current	力矩 Torque	转速 Speed	电流 Current	功率 Power	力矩 Torque	电流 Current
	V	RPM	A	gf.cm	RPM	A	W	gf.cm	A	RPM	A	gf.cm	RPM	A	W	gf.cm	A
ABL2847-12HH1	12	3980	0.18	250	3080	1.60	12	3008	6.30	8680	0.18	380	7080	1.20	20	1408	7.30

减速电机技术参数/Motor Technical Data

型号		ABL2847-28GP-12HH1							ABL2847-28GP-24HH1							
额定电压		12V							24V							
减速比	空载 No-load			额定 Rated			效率 Efficiency	长度 L	空载 No-load			额定 Rated			效率 Efficiency	长度 L
	转速 Speed	电流 Current	力矩 Torque	转速 Speed	电流 Current	功率 Power			转速 Speed	电流 Current	力矩 Torque	转速 Speed	电流 Current	功率 Power		
	RPM	A	kgf.cm	RPM	A	W	%	mm	RPM	A	kgf.cm	RPM	A	W	%	mm
3.7	948	0.18	0.74	811	1	12	80	70.6	2668	0.2	0.69	2084	1.20	25	66	70.6
5.2	673	0.18	1.04	577	1	12			1027	0.2	1.25	1662	1.20	29		
13.7	255	0.18	2.40	219	1	12			693	0.2	2.58	555	1.20	25		
19.2	182	0.18	3.36	156	1	12	70	81.0	408	0.2	4.03	396	1.20	25	76	81.0
27	130	0.18	4.73	111	1	12			652	0.2	5.67	391	1.20	29		
38.3	88	0.18	7.38	80	1	12			188	0.2	9.09	110	1.20	25		
71	49	0.18	13.68	42	1	12	60	90	134	0.2	12.78	107	1.20	25	56	90
100	35	0.18	19.08	30	1	12			96	0.2	18.08	76	1.20	29		
139	25	0.18	25.05	22	1	12			68	0.2	25.02	55	1.20	29		
193.8	18	0.18	25.44	16	1	12			61	0.2	28.13	41	1.20	29		
353	13	0.18	32.68	11	1	12			36	0.2	36.45	29	1.20	29		
378	9	0.18	46.25	8	1	12	50	101.1	28	0.2	58.08	21	1.20	29	46	101.1
520	7	0.18	66.08	6	1	12			18	0.2	66.08	15	1.20	29		
731	5	0.18	80.08	4	1	12			13	0.2	59.08	10	1.20	29		



功能说明/Function Description

正反转控制	CW/CCW
信号输出功能	FG Signal
转速调速功能	PWM Control
保护	堵转保护 Locked Rotor Protection 过流保护 Overcurrent protection
电机寿命	~5000H
组合	可配减速箱，编码器，刹车器

电机尺寸/Dimensional Drawing(mm)

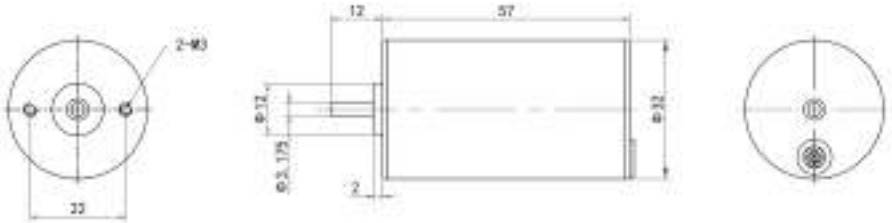

电机技术参数/Motor Technical Data

型号	额定电压	空载 No-load		额定 Rated				堵转 Lock		特性参数 Parameters		
	Rated Voltage	转速 Speed	电流 Current	力矩 Torque	转速 Speed	电流 Current	功率 Power	力矩 Torque	电流 Current	转矩常数 Torque Constant	转速常数 Speed Constant	感应电动势常数 Speed Constant
Model	V	RPM	A	gf.cm	RPM	A	W	gf.cm	A	gf.cm/A	RPM/V	RPM/gf.cm
ABJ3257-12HH1	12	9000	0.35	360.0	6800	1.8	22	1500	10.00	123	770	6.9
ABJ3257-24HH1	24	8500	0.15	480.0	6400	1.2	29	1600	7.50	207	382	5.1

电机性能曲线/Motor Performance Curve

ABJ3257-12HH1



ABJ3257-24H6H1

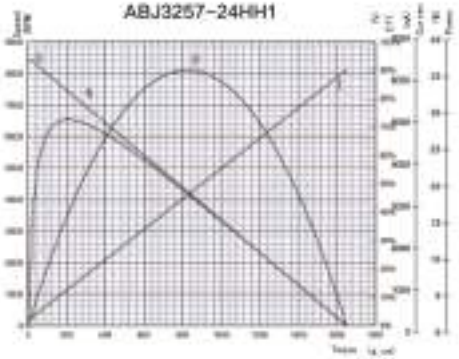



减速箱参数/Gear Technical

级数	P	3.5												
齿轮		1+1/7												
压力角	α	20°												
级数	Stages	1		2			3					4		
减速比	Reduction ratio	3.7	5.2	13.7	19	27	51	71	100	139	195	283	370	528	731
长度	L	28.3		34.4			42.5					53.6		
额定扭矩	Rated torque	5		15			30					80		
瞬间最大扭矩	Max.torque	15		40			80					150		
效率	Efficiency	60		70			68					80		
减速箱重量	Gearbox weight	0.3												

电机尺寸/Dimensional Drawing(mm)

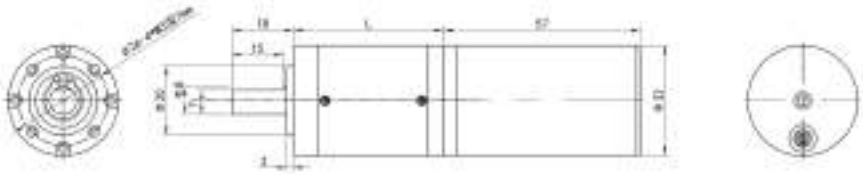

电机技术参数/Motor Technical Data

型号 Model	额定电压 Rated Voltage	空载 No-load		额定 Rated				堵转 Stall		特征参数 Characteristics		
		转速 Speed	电流 Current	力矩 Torque	转速 Speed	电流 Current	功率 Power	力矩 Torque	电流 Current	特征常数 Torque Constant	转速常数 Speed Constant	速度/转矩斜率 Speed / Torque Slope
ABJ3257-12HH1	12V	4000	0.36	300	3600	1.80	25	1800	13.00	6000	0.19	400
ABJ3257-24HH1	24V	4000	0.19	400	3600	1.20	25	1800	7.80	6000	0.38	400

减速电机技术参数/Motor Technical Data

型号 Model	额定电压 Rated Voltage	空载 No-load		额定 Rated				减速比 Reduction ratio	长度 L	减速比 Reduction ratio	长度 L
		转速 Speed	电流 Current	力矩 Torque	转速 Speed	电流 Current	功率 Power				
		RPM	A	kgf.cm	RPM	A	W	%	mm	RPM	A	kgf.cm	RPM	A	W	%	mm
3.7	24V	2430	0.36	0.69	1555	1.8	22	60	83.3	2297	0.15	1.18	1738	1.20	29	60	83.3
5.2		1731	0.36	1.25	1369	1.8	22			1635	0.15	1.80	1231	1.20	29		
13.7		657	0.36	2.85	485	1.8	22			625	0.15	5.84	467	1.20	29		
19.2		468	0.36	3.03	364	1.8	22	70	81.4	443	0.15	6.88	333	1.20	29	70	81.4
27		333	0.36	5.67	252	1.8	22			313	0.15	7.05	237	1.20	29		
50.9		178	0.36	9.69	135	1.8	22			168	0.15	12.12	127	1.20	29		
71		127	0.36	13.78	96	1.8	22	60	80.5	126	0.15	17.04	95	1.20	29	60	80.5
100		90	0.36	19.09	68	1.8	22			85	0.15	24.08	64	1.20	29		
139		65	0.36	25.02	49	1.8	22			61	0.15	33.36	46	1.20	29		
191.6		48	0.36	36.18	36	1.8	22			45	0.15	47.68	34	1.20	29		
263		34	0.36	39.45	26	1.8	22			32	0.15	50.08	24	1.20	29		
378		24	0.36	50.08	18	1.8	22	60	110.6	23	0.15	50.08	17	1.20	29	50	110.6
520		17	0.36	50.08	13	1.8	22			16	0.15	50.08	12	1.20	29		
731		12	0.36	50.08	9	1.8	22			12	0.15	50.08	9	1.20	29		



功能说明/Function Description

正反转控制	CW/CCW
信号输出功能	FG Signal
转速调速功能	PWM Control
保护	堵转保护 Locked-Rotor Protection 过流保护 Protection of overcurrent
电机寿命	~5000H
组合	可配减速箱、编码器、刹车器

电机尺寸/Dimensional Drawing(mm)

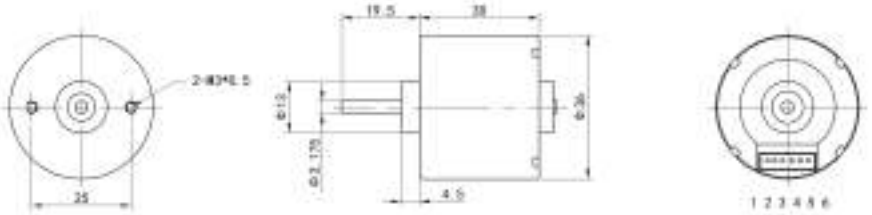

电机技术参数/Motor Technical Data

型号 Model	额定电压 Rated Voltage	空载 No-load		额定 Rated				堵转 Stall		特征参数 Characteristics		
		转速 Speed	电流 Current	力矩 Torque	转速 Speed	电流 Current	功率 Power	力矩 Torque	电流 Current	特征常数 Torque Constant	转速常数 Speed Constant	速度/转矩斜率 Speed / Torque Slope
Model	V	RPM	A	gf.cm	RPM	A	W	gf.cm	A	gf.cm/A	RPM/V	RPM/gf.cm
ABL3630-12HH1	12	4240	0.11	200.0	3822	0.8	8.0	1200	5.00	268	351	3.3
ABL3630-24HH1	24	8306	0.12	390.0	8033	1.0	24.0	3067	8.60	363	356	3.1

电机性能曲线/Motor Performance Curve

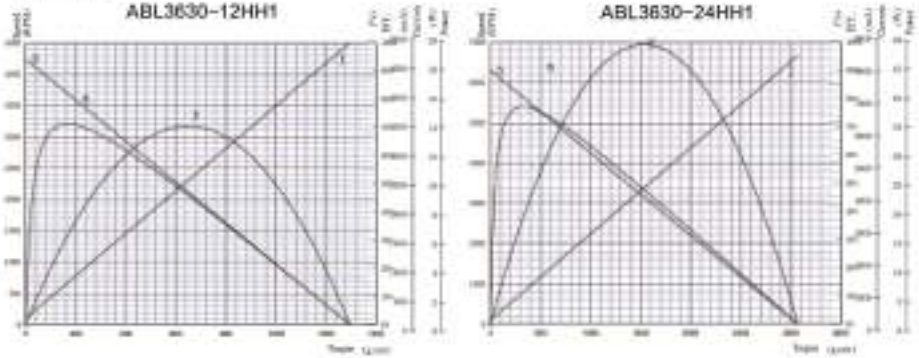



减速箱参数/Gear Technical

型号								3.6										
级数								1215										
直径								37										
级数				1			2			3				4				
减速比				3.7	5.2	13.7	19	27	51	71	100	139	193	268	370	520	721
长度				27.3			35.4			43.5				54.8				
额定力矩				5			15			30				50				
瞬时最大力矩				15			40			80				150				
效率				80			70			60				50				
减速箱类型								6.0										

电机尺寸/Dimensional Drawing(mm)

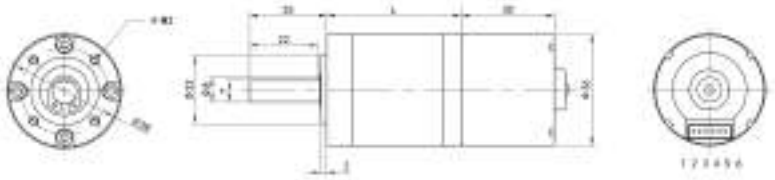

电机技术参数/Motor Technical Data

型号 Model	ABL3630-12HH1						ABL3630-24HH1					
额定电压 Voltage	12V						24V					
	空载 No-load		额定 Rated				空载 No-load		额定 Rated			
	转速 Speed	电流 Current	力矩 Torque	转速 Speed	电流 Current	功率 Power	转速 Speed	电流 Current	力矩 Torque	转速 Speed	电流 Current	功率 Power
	RPM	A	gf.cm	RPM	A	W	RPM	A	gf.cm	RPM	A	W
	4200	0.11	300	3700	0.80	10	8200	0.12	300	8000	1.00	25

减速电机技术参数/Motor Technical Data

型号 Model	ABL3630-36GP-12HH1								ABL3630-36GP-24HH1							
额定电压 Voltage	12V								24V							
减速比 Reduction ratio	空载 No-load		额定 Rated				效率 Efficiency	长度 L	空载 No-load		额定 Rated				效率 Efficiency	长度 L
	转速 Speed	电流 Current	力矩 Torque	转速 Speed	电流 Current	功率 Power			转速 Speed	电流 Current	力矩 Torque	转速 Speed	电流 Current	功率 Power		
	RPM	A	kgf.cm	RPM	A	W	%	mm	RPM	A	kgf.cm	RPM	A	W	%	mm
3.7	1139	0.12	0.83	1080	0.8	10	80	51.3	4150	0.45	2.65	3978	3.80	135	80	57.3
5.2	808	0.12	0.83	712	0.8	10			2909	0.45	5.74	2404	3.80	135		
13.7	307	0.12	1.82	270	0.8	10			1104	0.45	6.63	912	3.80	132		
19.2	219	0.12	2.60	193	0.8	10	70	65.4	813	0.45	12.10	651	3.80	135	70	65.4
27	156	0.12	3.76	137	0.8	10			5741	0.45	17.01	463	3.80	136		
39.5	83	0.12	5.86	73	0.8	10			3008	0.45	22.22	248	3.80	135		
71	93	0.12	8.52	52	0.8	10	60	73.8	2150	0.45	35.34	176	3.80	135	60	73.8
100	43	0.12	12.00	37	0.8	10			1568	0.45	50.08	129	3.80	136		
139	30	0.12	15.68	27	0.8	10			1115	0.45	50.08	90	3.80	135		
192.5	22	0.12	15.75	28	0.8	10			827	0.45	50.08	67	3.80	135		
268	16	0.12	26.80	14	0.8	10			599	0.45	50.08	49	3.80	136		
370	11	0.12	37.00	10	0.8	10	50	84.8	413	0.45	50.08	34	3.80	135	50	84.8
520	8	0.12	50.00	7	0.8	10			296	0.45	50.08	24	3.80	135		
721	6	0.12	50.00	5	0.8	10			212	0.45	50.08	17	3.80	136		



功能说明/Function Description

正反转功能	CW/CCW
信号输出功能	FG Signal
调速方式	PWM Control
保护	堵转保护 / 过流保护
电机寿命	~5000H
组合	可配减速箱、编码器、刹车器

电机尺寸/Dimensional Drawing(mm)

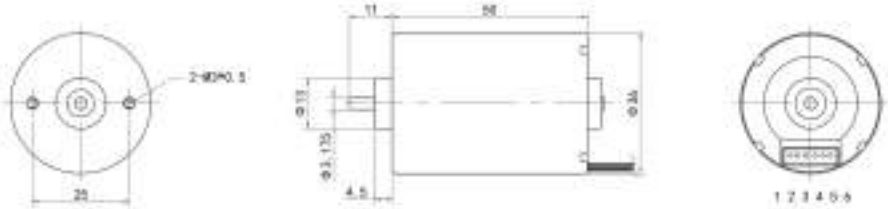

电机技术参数/Motor Technical Data

型号 Model	额定电压 Rated Voltage	空载 No-load		额定 Rated				堵转 Stall		特征参数 Parameters		
		转速 Speed	电流 Current	力矩 Torque	转速 Speed	电流 Current	功率 Power	力矩 Torque	电流 Current	转矩常数 Torque Constant	转速常数 Speed Constant	速度刚度 Speed Stiffness
Model	V	RPM	A	gf.cm	RPM	A	W	gf.cm	A	gf.cm/A	RPM/V	RPM/gf.cm
ABL3650-12HH1	12	6500	0.25	400.0	4800	2.1	25	1845	10.00	173	554	3.5
ABL3650-24HH1	24	6200	0.13	500.0	4350	1.3	31	1997	5.00	399	264	3.1

电机性能曲线/Motor Performance Curve

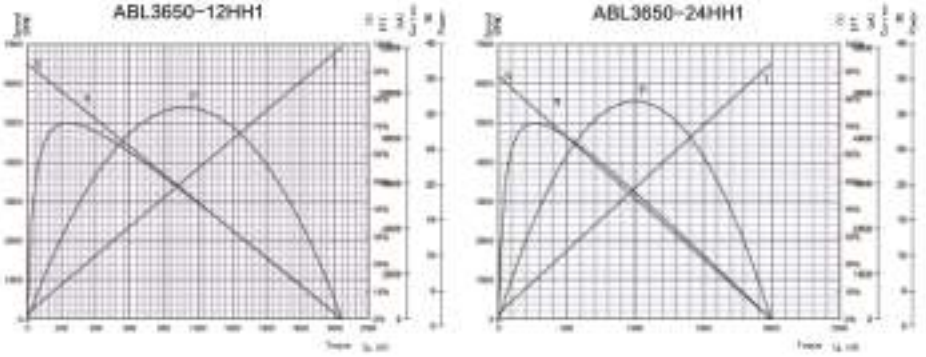



减速箱参数/Gear Technical

型号	0.6																			
级数	12/19																			
出力轴	20Y																			
减比	1				2				3							4				
减比	3.7	5.2	13.7	19	27	51	71	100	139	193	263	373	520	731						
长度	27.3			35.4			43.5					54.0								
额定力矩	3			15			30					50								
瞬间允许力矩	15			40			80					150								
效率	80			70			60					50								
最大轴向载荷	6.0																			

电机尺寸/Dimensional Drawing(mm)

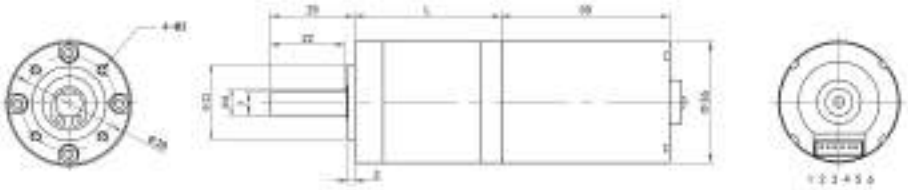

电机技术参数/Motor Technical Data

型号	ABL3650-12H41								ABL3650-24H41							
额定电压	12V								24V							
	空载		额定				堵转		空载		额定				堵转	
	转速	电流	力矩	转速	电流	功率	力矩	电流	转速	电流	力矩	转速	电流	功率	力矩	电流
	RPM	A	gf.cm	RPM	A	W	gf.cm	A	RPM	A	gf.cm	RPM	A	W	gf.cm	A
	4400	0.25	300	4000	2.10	25	1000	10.00	8200	0.13	600	4300	1.30	31	2800	6.00

减速电机技术参数/Motor Technical Data

型号	ABL3650-36GP-12HH1								ABL3650-36GP-24HH1							
额定电压	12V								24V							
减比	空载		额定				效率	长度	空载		额定				效率	长度
	转速	电流	力矩	转速	电流	功率			转速	电流	力矩	转速	电流	功率		
	RPM	A	kgf.cm	RPM	A	W	%	mm	RPM	A	kgf.cm	RPM	A	W	%	mm
3.7	1157	0.27	1.16	1097	2.1	25	88	77.3	1570	0.13	1.48	1492	1.30	31	88	77.3
5.2	1058	0.27	1.66	925	2.1	25			1100	0.13	2.06	827	1.30	31		
13.7	474	0.27	3.64	360	2.1	25			553	0.13	4.80	314	1.30	31		
19.2	338	0.27	5.38	250	2.1	25	78	85.4	323	0.13	6.72	224	1.30	31	78	85.4
27	241	0.27	7.56	175	2.1	25			230	0.13	9.45	159	1.30	31		
50.5	129	0.27	12.13	93	2.1	25			133	0.13	15.15	85	1.30	31		
71	92	0.27	17.04	66	2.1	25	68	93.5	97	0.13	21.30	61	1.30	31	68	93.5
100	65	0.27	24.00	46	2.1	25			62	0.13	30.00	43	1.30	31		
139	47	0.27	33.38	33	2.1	25			45	0.13	41.70	31	1.30	31		
187.5	35	0.27	37.50	25	2.1	25			33	0.13	45.00	23	1.30	31		
263	25	0.27	60.08	18	2.1	25			24	0.13	90.00	16	1.30	31		
370	18	0.27	60.08	12	2.1	25	58	104.6	17	0.13	90.00	12	1.30	31	58	104.6
520	13	0.27	60.08	8	2.1	25			12	0.13	90.00	8	1.30	31		
731	9	0.27	60.08	7	2.1	25			8	0.13	90.00	6	1.30	31		



功能说明/Function Description

正反转功能	CW/CCW
信号输出功能	FG Signal
转速调速功能	PWM Control
保护	堵转保护 过流保护
寿命	~5000H
组合	可配减速箱，刹车线，驱动器

电机尺寸/Dimensional Drawing(mm)

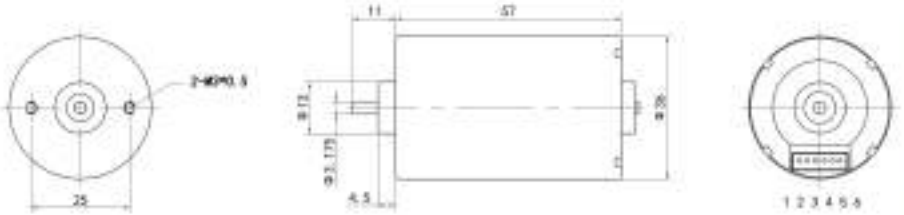

电机技术参数/Motor Technical Data

型号	额定电压	空载		额定				堵转		特征参数		
	Rated Voltage	转速 Speed	电流 Current	力矩 Torque	转速 Speed	电流 Current	功率 Power	力矩 Torque	电流 Current	转矩常数	转速常数	速度转矩常数
Model	V	RPM	A	gf.cm	RPM	A	W	gf.cm	A	gf.cm/A	RPM/V	RPM/gf.cm
ABL3657-12HH1	12	3800	0.13	400.0	2500	1.2	14	1450	5.00	290	323	2.6
ABL3657-24HH1	24	5800	0.13	500.0	4200	1.2	29	2100	6.00	330	247	2.7

电机性能曲线/Motor Performance Curve

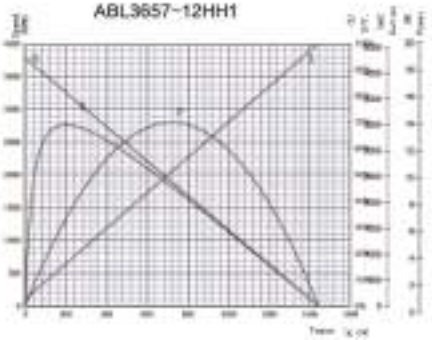





减速箱参数/Gear Technical

级数	-	0.5												
级数	-	12/16												
减速比	-	28*												
级数	Series	1		2			3				4			
减速比	Reduction ratio	3.7	5.2	13.7	19	27	51	71	100	139	193	283	370	528	731
长度	L1	27.3		35.4			43.5				51.6				
额定力矩	rated torque	5		13			38				80				
瞬间最大力矩	max torque	15		40			88				150				
效率	Efficiency	90		78			68				50				
输出轴直径	Output shaft	8.0													

电机尺寸/Dimensional Drawing(mm)



电机技术参数/Motor Technical Data

型号 Model	ABL3657-12HH1						ABL3657-24HH1					
额定电压 Voltage	12V						24V					
	空载 No-load		额定 Rated			堵转 Stall	空载 No-load		额定 Rated			堵转 Stall
	转速 Speed	电流 Current	力矩 Torque	转速 Speed	电流 Current	力矩 Torque	转速 Speed	电流 Current	力矩 Torque	转速 Speed	电流 Current	力矩 Torque
	RPM	A	gf.cm	RPM	A	gf.cm	RPM	A	gf.cm	RPM	A	gf.cm
	3600	0.13	400	2500	1.20	1500	5800	0.13	800	4200	1.20	2100

减速电机技术参数/Motor Technical Data

型号 Model	ABL3657-36GP-12HH1								ABL3657-36GP-24HH1							
额定电压 Voltage	12V								24V							
减速比 Reduction ratio	空载 No-load		额定 Rated				效率 Efficiency	长度 L	空载 No-load		额定 Rated				效率 Efficiency	长度 L
	转速 Speed	电流 Current	力矩 Torque	转速 Speed	电流 Current	功率 Power			转速 Speed	电流 Current	力矩 Torque	转速 Speed	电流 Current	功率 Power		
	RPM	A	kgf.cm	RPM	A	W	%	mm	RPM	A	kgf.cm	RPM	A	W	%	mm
3.7	1027	0.15	1.13	878	1.2	14	88	84.3	1668	0.15	1.48	1336	1.2	28	88	84.3
5.2	731	0.15	1.65	401	1.2	14			1115	0.15	2.08	808	1.2	28		
13.7	277	0.15	5.84	192	1.2	14			423	0.15	4.88	307	1.2	28		
19.3	199	0.15	5.38	138	1.2	14	78	92.4	303	0.15	6.72	219	1.2	28	78	92.4
27	141	0.15	7.59	83	1.2	14			215	0.15	9.45	156	1.2	28		
50.9	75	0.15	12.12	80	1.2	14			115	0.15	18.10	83	1.2	28		
71	54	0.15	17.04	35	1.2	14	68	106.5	82	0.15	21.30	84	1.2	28	68	106.5
100	38	0.15	24.08	25	1.2	14			56	0.15	30.00	43	1.2	28		
139	27	0.15	30.08	18	1.2	14			42	0.15	41.70	30	1.2	28		
192.5	20	0.15	37.58	13	1.2	14			31	0.15	46.86	22	1.2	28		
283	14	0.15	50.08	10	1.2	14			22	0.15	58.00	10	1.2	28		
370	10	0.15	50.08	7	1.2	14	58	111.6	16	0.15	58.00	11	1.2	28	58	111.6
528	7	0.15	50.08	5	1.2	14			11	0.15	58.00	8	1.2	28		
731	5	0.15	50.08	3	1.2	14			8	0.15	58.00	6	1.2	28		



功能说明/Function Description

正反转功能	Forward and reverse function	CW/CCW
信号输出功能	Signal output function	FG Signal
转速调速功能	Function of speed regulation	PWM Control
保护	Protection	堵转保护 Locked Rotor Protection 过流保护 Overcurrent protection
寿命	Service life	~5000H
出线	Lead wire	可配接插件，翻转座，转轴器

电机尺寸/Dimensional Drawing(mm)

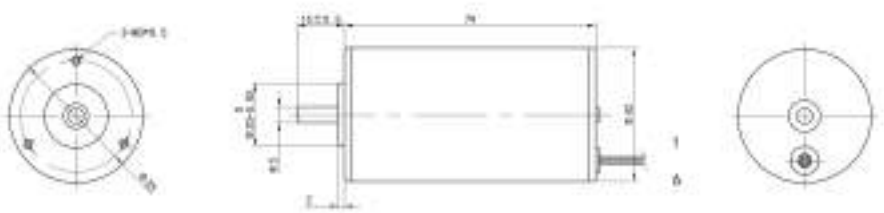

电机技术参数/Motor Technical Data

型号	额定电压	空载 No-load		额定 Rated				堵转 Stall		特征参数 Parameters		
	Rated Voltage	转速 Speed	电流 Current	力矩 Torque	转速 Speed	电流 Current	功率 Power	力矩 Torque	电流 Current	转矩常数 Torque Constant	转速常数 Speed Constant	速度转矩常数 Speed Torque Constant
Model	V	RPM	A	gf.cm	RPM	A	W	gf.cm	A	gf.cm/A	RPM/V	RPM/gf.cm
ABJ4280-12HH1	12	5800	0.27	1000.0	5000	4.3	50.0	8500	21.00	394	245	0.7
ABJ4280-24HH1	24	7500	0.37	1200.0	5000	3.0	75.0	7000	24.00	300	318	1.0

电机性能曲线/Motor Performance Curve

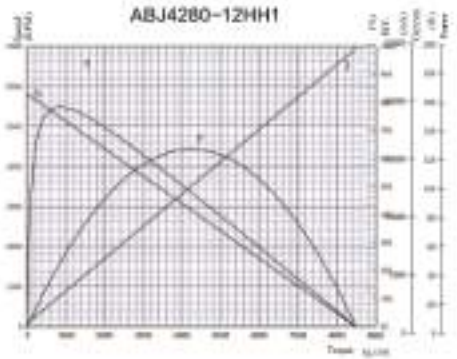





减速箱参数/Gear Technical

级数		3.0														
齿数		12/18														
压力角		20°														
级数		1		2			3				4					
减速比	Reduction ratio	3.7	5.2	13.7	19.5	35	51	68.5	97.5	125	178	256	345	492	625
长度		33.1		41.3			49.3				57.4					
额定力矩	kgf.cm	3		9			25				70					
瞬时允许力矩	kgf.cm	15		15			210				210					
效率	Efficiency	60		70			60				50					
输出轴直径	Output shaft	6MM														

电机尺寸/Dimensional Drawing(mm)

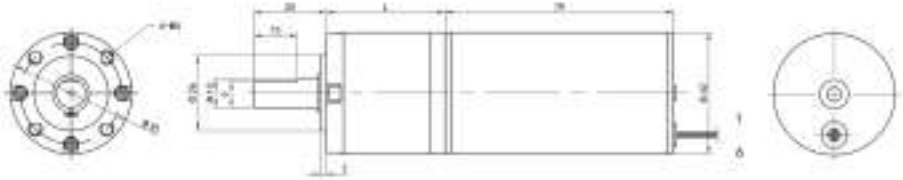

电机技术参数/Motor Technical Data

型号 Model	ABJ4280-12HH1								ABJ4280-24HH1							
额定电压 Voltage	12V								24V							
	空载 No-load		额定 Rated				堵转 Stall		空载 No-load		额定 Rated				堵转 Stall	
	转速 Speed	电流 Current	力矩 Torque	转速 Speed	电流 Current	功率 Power	力矩 Torque	电流 Current	转速 Speed	电流 Current	力矩 Torque	转速 Speed	电流 Current	功率 Power	力矩 Torque	电流 Current
	RPM	A	gf.cm	RPM	A	W	gf.cm	A	RPM	A	gf.cm	RPM	A	W	gf.cm	A
	3800	0.27	1000	3000	4.00	52	8000	21.00	7500	0.27	1200	5985	3.80	72	7000	20.00

减速电机技术参数/Motor Technical Data

型号 Model	ABJ4280-42GP-12HH1								ABJ4280-42GP-24HH1							
额定电压 Voltage	12V								24V							
减速比 Reduction ratio	空载 No-load		额定 Rated				效率 Efficiency	长度 L	空载 No-load		额定 Rated				效率 Efficiency	长度 L
	转速 Speed	电流 Current	力矩 Torque	转速 Speed	电流 Current	功率 Power	%	mm	转速 Speed	电流 Current	力矩 Torque	转速 Speed	电流 Current	功率 Power	%	mm
	RPM	A	kgf.cm	RPM	A	W			RPM	A	kgf.cm	RPM	A	W		
3.7	1868	0.6	2.56	1301	4.3	52	60	112.1	2627	0.4	3.68	1996	3.0	72	60	112.1
5	1160	0.3	4.05	1008	4.3	52			1508	0.4	4.68	1180	3.0	72		
13.7	423	0.3	8.59	368	4.3	52			547	0.4	11.91	431	3.0	72		
19.5	218	0.3	12.85	210	4.3	52	70	126.2	405	0.4	19.54	319	3.0	72	70	126.2
35	232	0.3	17.00	200	4.3	52			300	0.4	21.08	238	3.0	72		
51	114	0.3	26.60	80	4.3	52			147	0.4	36.72	118	3.0	72		
68.5	80	0.3	41.30	73	4.3	52			109	0.4	48.32	86	3.0	72		
97.5	53	0.3	55.50	54	4.3	52	60	126.3	81	0.4	66.08	64	3.0	72	60	126.3
125	46	0.3	70.50	40	4.3	52			60	0.4	75.08	47	3.0	72		
178	31	0.3	76.00	27	4.3	52			40	0.4	75.08	31	3.0	72		
256	23	0.3	76.00	20	4.3	52			29	0.4	75.08	23	3.0	72		
345	17	0.3	76.00	14	4.3	52	50	139.4	22	0.4	75.08	17	3.0	72	50	139.4
492	13	0.3	76.00	11	4.3	52			16	0.4	75.08	13	3.0	72		
625	9	0.3	76.00	9	4.3	52			12	0.4	75.08	9	3.0	72		



功能说明/Function Desanption

正反转控制	CW/CCW
信号输出功能	FG Signal
转速调速功能	PWM Control
保护	堵转保护 Locked Rotor Protection 过流保护 Overcurrent protection
电机寿命	~5000H
组合	可配减速箱，编码器，刹车器

电机尺寸/Dimensional Drawing(mm)

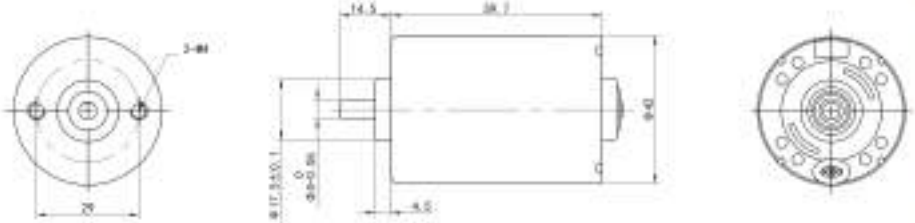

电机技术参数/Motor Technical Data

型号 Model	额定电压 Rated Voltage	空载 No-load		额定 Rated				堵转 Stall		特征参数 Parameters		
		转速 Speed	电流 Current	力矩 Torque	转速 Speed	电流 Current	功率 Power	力矩 Torque	电流 Current	转矩常数 Torque Constant	转速常数 Speed Constant	速矩常数 Speed Constant
Model	V	RPM	A	gf.cm	RPM	A	W	gf.cm	A	gf.cm/A	RPM/V	RPM/gf.cm
ABL4260-12HH1	12	4800	0.28	650.0	3400	2.5	30.0	3800	15.00	235	407	1.4
ABL4260-24HH1	24	4700	0.21	1000.0	3500	1.8	43.0	6700	14.00	485	199	0.7

电机性能曲线/Motor Performance Curve

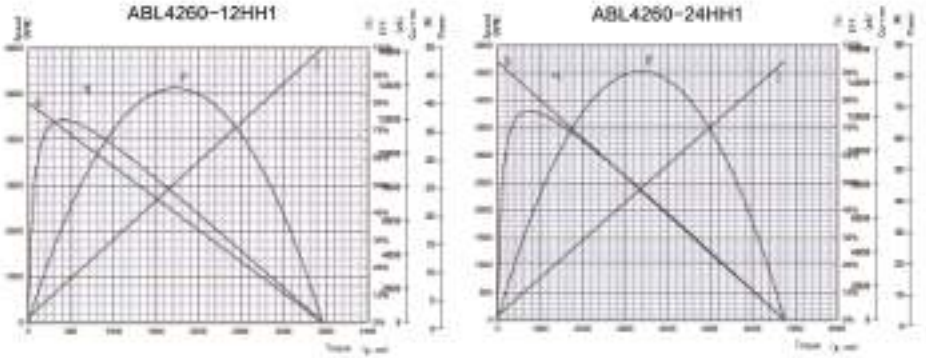



减速箱参数/Gear Technical

型号							0.6								
齿数							12/18								
减比							20Y								
级数			1			2			3				4		
减比			3.7	5.0	13.7	18.5	25	51	68.5	92.5	125	169	228	345	462	625
长度			33.1		41.2			49.3				65.4			
最大扭矩			5		25			70				70			
最大径向力			15		75			210				210			
效率			80		70			60				50			
减速箱型号								6061							

电机尺寸/Dimensional Drawing(mm)

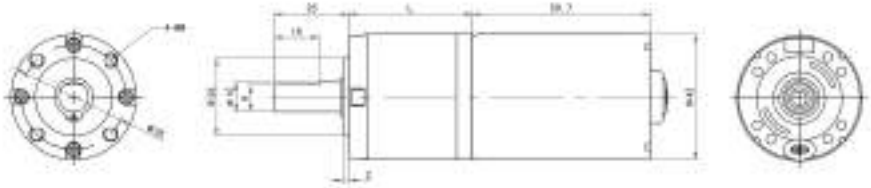

电机技术参数/Motor Technical Data

型号	ABL4260-12H1							ABL4260-24H1						
额定电压	12V							24V						
	空载		额定				堵转	空载		额定				堵转
	转速	电流	力矩	转速	电流	功率	力矩	转速	电流	力矩	转速	电流	功率	力矩	电流
	RPM	A	gf.cm	RPM	A	W	gf.cm	RPM	A	gf.cm	RPM	A	W	gf.cm	A
	4000	0.28	650	3400	2.80	30	3900	15.00	4700	0.21	1800	3950	1.00	43	6780	14.00

减速电机技术参数/Motor Technical Data

型号	ABL4260-42GP-12H1								ABL4260-42GP-24H1							
额定电压	12V								24V							
减比	空载		额定				效率	长度	空载		额定				效率	长度
	转速	电流	力矩	转速	电流	功率			转速	电流	力矩	转速	电流	功率		
	RPM	A	kgf.cm	RPM	A	W	%	mm	RPM	A	kgf.cm	RPM	A	W	%	mm
3.7	1157	0.3	1.88	919	2.5	30	80	83.1	1270	0.23	2.08	1046	1.00	43	80	83.1
5	1000	0.3	2.60	680	2.5	30			940	0.23	4.08	720	1.00	43		
13.7	414	0.3	6.23	240	2.5	30			342	0.23	8.08	255	1.00	43		
18.5	801	0.3	9.42	184	2.5	30	70	101.2	254	0.23	12.96	189	1.00	43	70	101.2
25	208	0.3	11.38	130	2.5	30			188	0.23	17.50	140	1.00	43		
51	127	0.3	19.09	67	2.5	30			92	0.23	36.00	69	1.00	43		
68.5	95	0.3	26.72	56	2.5	30	60	119.3	68	0.23	51.10	51	1.00	43	60	119.3
92.5	70	0.3	36.08	37	2.5	30			51	0.23	55.50	38	1.00	43		
125	52	0.3	49.79	27	2.5	30			38	0.23	75.00	28	1.00	43		
169	35	0.3	61.15	16	2.5	30			25	0.23	76.00	19	1.00	43		
228	25	0.3	70.08	13	2.5	30			18	0.23	76.00	14	1.00	43		
345	19	0.3	70.08	10	2.5	30	50	120.4	14	0.23	76.00	10	1.00	43	50	120.4
462	14	0.3	70.08	7	2.5	30			10	0.23	76.00	8	1.00	43		
625	10	0.3	70.08	5	2.5	30			8	0.23	76.00	6	1.00	43		



功能说明/Function Description

正反转控制		CW/CCW
信号输出功能		FG Signal
外部调速功能		PWM Control
保护		堵转保护 / 过流保护
电机寿命		~5000H
组合		可配减速箱、编码器、刹车器

电机尺寸/Dimensional Drawing(mm)

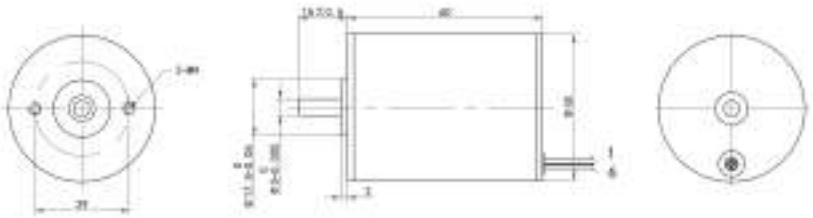

电机技术参数/Motor Technical Data

型号	额定电压	空载		额定				堵转		特定参数		
	Rated Voltage	转速 Speed	电流 Current	力矩 Torque	转速 Speed	电流 Current	功率 Power	力矩 Torque	电流 Current	特定参数	特定参数	速度环比例增益
Model	V	RPM	A	gf.cm	RPM	A	W	gf.cm	A	gf.cm/A	RPM/V	RPM/gf.cm
ABJ4560-12HH1	12	9000	0.23	900.0	3700	4.2	55.0	3500	13.00	220	420	1.0
ABJ4560-24HH1	24	7000	0.31	1000.0	5500	3.6	72.0	5000	17.00	300	318	1.5

电机性能曲线/Motor Performance Curve

ABJ4560-12HH1

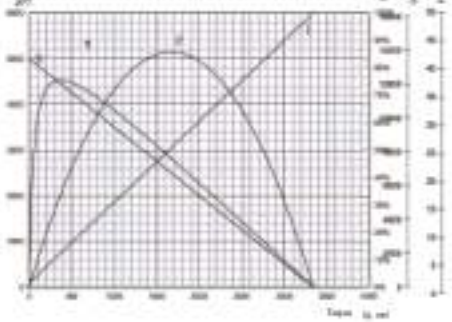

ABJ4560-24HH1

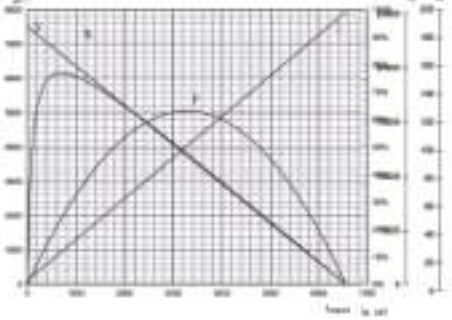



减速箱参数/Gear Technical

级数		0.8													
长度		12±0													
压力角		20°													
级数	Series	1		2			3				4				
减速比	Reduction ratio	3.7	5.0	13.7	18.5	51	69.0	93.5	126	188	256	345	467	625	
长度	L1	33.1		41.2			49.2				57.4				
额定扭矩	kgf.cm	5		25			70				75				
瞬间允许扭矩	kgf.cm	15		75			210				210				
效率	Efficiency	80		70			60				35				
轴向间隙	Output shaft	0.08-0.10													

电机尺寸/Dimensional Drawing(mm)

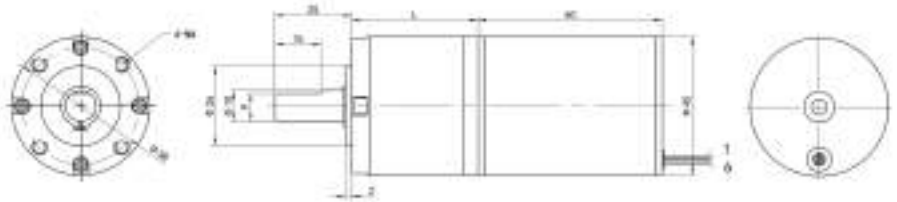

电机技术参数/Motor Technical Data

型号 Model	ABJ4560-12HH						ABJ4560-24HH					
额定电压 Voltage	12V						24V					
	空载 No load		额定 Rated			堵转 Stall	空载 No load		额定 Rated			堵转 Stall
	转速 Speed	电流 Current	转速 Speed	电流 Current	功率 Power	电流 Current	转速 Speed	电流 Current	转速 Speed	电流 Current	功率 Power	电流 Current
	RPM	A	RPM	A	W	A	RPM	A	RPM	A	W	A
	3600	0.20	2700	4.20	30	13.00	7200	0.21	5400	2.00	72	17.00

减速电机技术参数/Motor Technical Data

型号 Model	ABJ4560-45GP-12HH1								ABJ4560-45GP-24HH1							
额定电压 Voltage	12V								24V							
减速比 Reduction ratio	空载 No load		额定 Rated				效率 Efficiency	长度 L	空载 No load		额定 Rated				效率 Efficiency	长度 L
	转速 Speed	电流 Current	力矩 Torque	转速 Speed	电流 Current	功率 Power			转速 Speed	电流 Current	力矩 Torque	转速 Speed	电流 Current	功率 Power		
	RPM	A	kgf.cm	RPM	A	W	%	mm	RPM	A	kgf.cm	RPM	A	W	%	mm
3.7	1301	0.25	2.86	1000	4.2	08	80	103.1	2027	0.35	2.80	1408	5.0	72	80	103.1
5	1008	0.25	3.90	748	4.2	08			1560	0.35	4.80	1108	5.0	72		
13.7	365	0.25	8.53	278	4.2	08			547	0.35	9.50	401	5.0	72		
18.5	270	0.25	11.86	208	4.2	08	70	101.2	405	0.35	12.95	297	5.0	72	70	101.2
25	200	0.25	15.75	148	4.2	08			300	0.35	17.50	220	5.0	72		
51	80	0.25	27.54	73	4.2	08			147	0.35	30.00	108	5.0	72		
69.0	73	0.25	36.89	54	4.2	08			109	0.35	41.10	80	5.0	72		
93.5	54	0.25	49.85	40	4.2	08	60	109.2	81	0.35	55.50	59	5.0	72	60	109.2
126	40	0.25	67.50	30	4.2	08			59	0.35	70.00	44	5.0	72		
188	27	0.25	70.00	20	4.2	08			40	0.35	70.00	29	5.0	72		
256	20	0.25	70.00	14	4.2	08			28	0.35	70.00	21	5.0	72		
345	14	0.25	70.00	11	4.2	08	50	120.4	22	0.35	70.00	15	5.0	72	50	120.4
467	11	0.25	70.00	8	4.2	08			16	0.35	70.00	12	5.0	72		
625	8	0.25	70.00	6	4.2	08			12	0.35	70.00	9	5.0	72		



ABK1233



电机尺寸/Dimensional Drawing(mm)



ABK1233-12GP

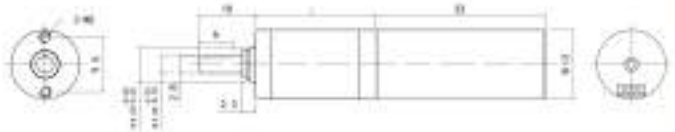

电机尺寸/Dimensional Drawing(mm)



ABK1233-12GP-EB

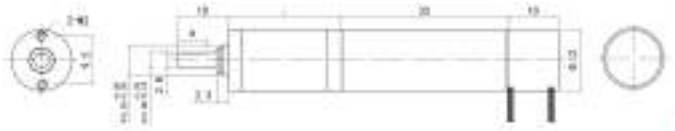

电机尺寸/Dimensional Drawing(mm)



ABK1620

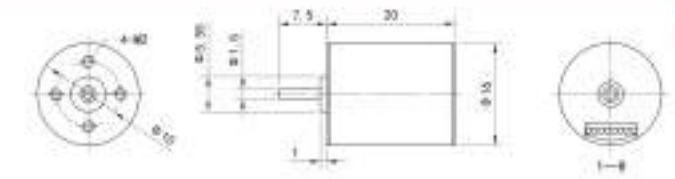

电机尺寸/Dimensional Drawing(mm)



ABK1620-16GP

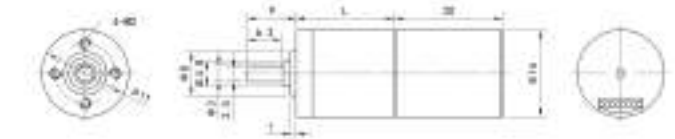

电机尺寸/Dimensional Drawing(mm)


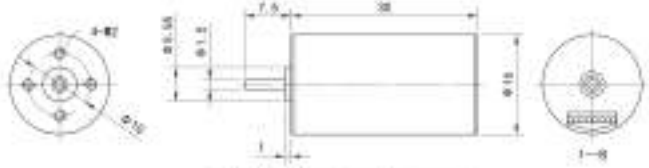

ABK1630

电机尺寸/Dimensional Drawing(mm)




ABK1630-16GP

电机尺寸/Dimensional Drawing(mm)




ABK2230

电机尺寸/Dimensional Drawing(mm)




ABK2230-22GP

电机尺寸/Dimensional Drawing(mm)


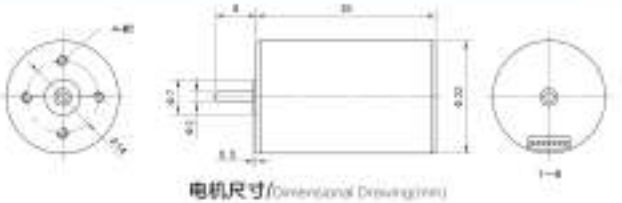

ABK2235

电机尺寸/Dimensional Drawing(mm)


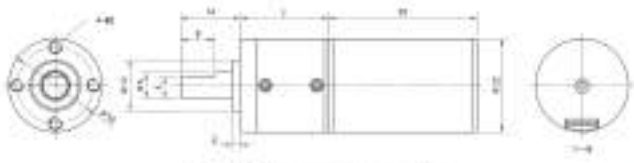

ABK2235-22GP

电机尺寸/Dimensional Drawing(mm)


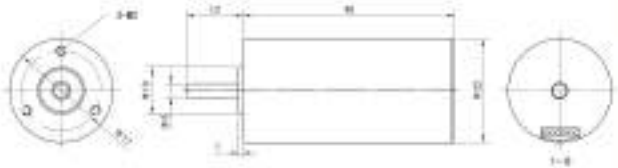

ABK2245

电机尺寸/Dimensional Drawing(mm)


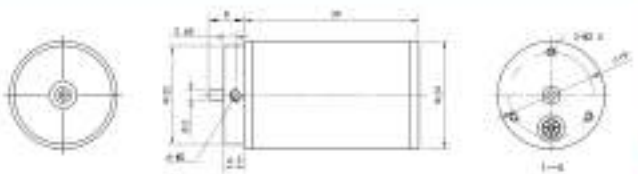

ABJ2439

电机尺寸/Dimensional Drawing(mm)




ABJ2439-24GP

电机尺寸/Dimensional Drawing(mm)